



Hydraulic & Offshore Supplies




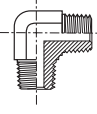
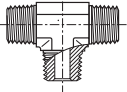
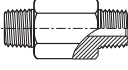


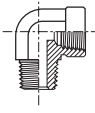
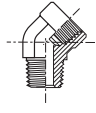
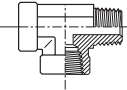
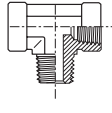

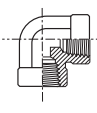
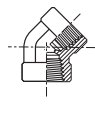
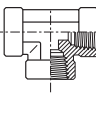
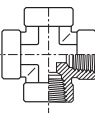



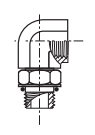
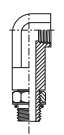









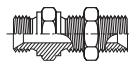
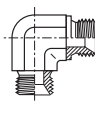
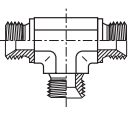




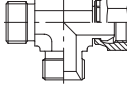
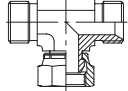


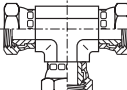
Adapters





Hydraulic & Offshore Supplies


















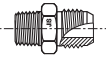
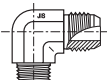

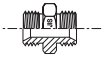
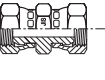
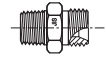
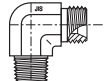

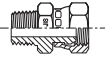
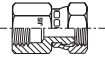
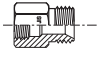

Visual index

| | | | | | | |
|--|---|---|---|--|---|---|
| NPTF Adapters Male/male |  |  |  |  | | |
| | FFM / p. N4 | CR / p. N5 | RRS / p. N5 | FFFM / p. N6 | | |
| NPTF Adapters Male/Female |  |  |  |  |  |  |
| | PTRM / p. N7 | FGM / p. N8 | CDM / p. N9 | CD45M / p. N10 | MRO / p. N11 | MMS / p. N12 |
| NPTF Adapters Female/Female |  |  |  |  |  | |
| | GG / p. N13 | DDM / p. N14 | DD45 / p. N14 | MMO / p. N15 | KMMOO / p. N15 | |
| NPTF Plug |  |  | UNF/NPTF Adapters |  |  |  |
| | HPM / p. N16 | HHP / p. N16 | | F5OG / p. N17 | AOEG / p. N18 | AOE4G / p. N18 |
| UNF Adapters |  |  |  | UNF/ Plugs |  |  |
| | F5OG5 / p. N19 | F5OHAO / p. N20 | G5G5JG5 / p. N20 | | P5ONM / p. N21 | HP5ON / p. N22 |
| BSPT-BSPP metric-UNF Conversion adapters |  |  |  | | | |
| | F3HMG5 / p. N23 | F4OHMG5 / p. N24 | F8OHG5 / p. N25 | | | |
| Male/Male adapters BSPP 60° cone, BSPT, NPT |  |  |  |  |  |  |
| | HMK4 / p. N26 | WMK4WL4NM / p. N27 | EMK4 / p. N28 | JMK4 / p. N28 | F3MK4 / p. N38 | FMK4 / p. N40 |
| Male/Female swivel adapters BSPP 60° cone |  |  |  |  | | |
| | F6MK4 / p. N30 | C6MK4 / p. N31 | R6MK4 / p. N32 | S6MK4 / p. N33 | | |
| Female/Female swivel adapters BSPP 60° cone |  |  |  | | | |
| | H6MK4 / p. N34 | E6MK4 / p. N35 | J6MK4 / p. N36 | | | |



Hydraulic & Offshore Supplies

Visual index

| | | | | | | | | | | | | |
|--|---|---|---|--|---|---|------------------------|-----------------------|----------------------|------------------------|-----------------------|----------------------|
| BSPP 60° cone Expander/Adapter cap |  |  |  | G4MK4 / p. N37 | FNMK4 / p. N39 | PNMK4 / p. N29 | | | | | | |
| BSPP Adapters Female/Female |  |  | | | | | | | | | | |
| Reducing bushes BSPP/BSPT |  |  | BSPT male union and plug - |  |  | PTR44M / p. N43 | PTR34M / p. N44 | FF33M / p. N45 | HP3M p. N46 | | | |
| Female swivel NPSM / male NPTF |  |  |  | 0107 / p. N47 | 2107 / p. N48 | 3107 / p. N49 | | | | | | |
| Female swivel NPSM / female NPTF |  |  | | | | | | | | | | |
| Female swivel NPSM / male UNF |  |  |  | 0507 / p. N52 | 2507 / p. N53 | 3507 / p. N54 | | | | | | |
| JIS Adapters Male to BSPT |  |  |  | JIS Unions |  |  | F3MT4 / p. N55 | C3T4 / p. N56 | V3T4 / p. N56 | HMP4 / p. N57 | HP46 / p. N57 | |
| JIS Adapters Female cone to BSPT |  |  |  |  |  |  | F3MP4 / p. N58 | C3P4 / p. N58 | V3P4 / p. N59 | F63MP4 / p. N59 | G63P4 / p. N60 | G3P4 / p. N60 |
| Seals/ Retaining ring |  <p>Adapter Components p. N61</p> | | | | | | | | | | | |

N

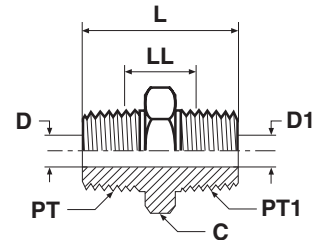


Hydraulic & Offshore Supplies

FFM Male nipple

Male NPTF* thread (SAE J476) / Male NPTF* thread (SAE J476)
SAE 140137

*Stainless Steel = NPT to prevent galling



| Thread NPT/NPTF PT | Thread NPT/NPTF PT1 | C mm | D mm | D1 mm | L mm | LL mm | Weight (steel) g/1 piece | Adapter Steel | Adapter Stainless Steel | PN (bar) | |
|--------------------------|---------------------------|---------|---------|----------|---------|----------|--------------------------------|------------------|----------------------------|----------|-----|
| | | | | | | | | | | S | SS |
| 1/8-27 | 1/8-27 | 11 | 5 | 5 | 27 | 15 | 11 | 1/8 FF-S | 1/8FFMSS | 420 | 420 |
| 1/4-18 | 1/8-27 | 16 | 7 | 5 | 32 | 17 | 31 | 1/4 X 1/8 FF-S | 1/4X1/8FFMSS | 420 | 420 |
| 1/4-18 | 1/4-18 | 16 | 7 | 7 | 37 | 20 | 28 | 1/4FFMS | 1/4FFMSS | 420 | 420 |
| 3/8-18 | 1/8-27 | 19 | 10 | 5 | 37 | 22 | 45 | 3/8 X 1/8 FF-S | 3/8X1/8FFMSS | 420 | 420 |
| 3/8-18 | 1/4-18 | 19 | 10 | 10 | 37 | 19 | 51 | 3/8 X 1/4 FF-S | 3/8X1/4FFMSS | 420 | 420 |
| 3/8-18 | 3/8-18 | 19 | 10 | 10 | 37 | 19 | 40 | 3/8 FF-S | 3/8FFMSS | 420 | 420 |
| 1/2-14 | 1/8-27 | 22 | 14 | 5 | 39 | 21 | 58 | 1/2 X 1/8 FF-S | 1/2X1/8FFMSS | 420 | 420 |
| 1/2-14 | 1/4-18 | 22 | 7 | 7 | 43 | 23 | 88 | 1/2 X 1/4 FF-S | 1/2X1/4FFMSS | 420 | 420 |
| 1/2-14 | 3/8-18 | 22 | 10 | 10 | 43 | 23 | 71 | 1/2 X 3/8 FF-S | 1/2X3/8FFMSS | 420 | 420 |
| 1/2-14 | 1/2-14 | 22 | 14 | 14 | 48 | 24 | 71 | 1/2FFMS | 1/2FFMSS | 420 | 420 |
| 3/4-14 | 1/4-18 | 29 | 18 | 7 | 45 | 24 | 104 | 3/4 X 1/4 FF-S | 3/4X1/4FFMSS | 380 | 380 |
| 3/4-14 | 3/8-18 | 29 | 19 | 11 | 45 | 24 | 134 | 3/4 X 3/8 FF-S | 3/4X3/8FFMSS | 380 | 380 |
| 3/4-14 | 1/2-14 | 29 | 18 | 7 | 50 | 21 | 161 | 3/4 X 1/2 FF-S | 3/4X1/2FFMSS | 380 | 380 |
| 3/4-14 | 3/4-14 | 27 | 18 | 18 | 50 | 18 | 104 | 3/4FFMS | 3/4FFMSS | 380 | 380 |
| 1-11 1/2 | 1-11 1/2 | 36 | 24 | 24 | 59 | 30 | 179 | 1 FF-S | 1FFMSS | 380 | 380 |
| 1-11 1/2 | 1/4-18 | 35 | 24 | 7 | 50 | 27 | 188 | 1 X 1/4 FF-S | 1X1/4FFMSS | 380 | 380 |
| 1-11 1/2 | 3/4-14 | 35 | 18 | 18 | 53 | 26 | 195 | 1 X 3/4 FF-S | 1X3/4FFMSS | 380 | 380 |
| 1 1/4-11 1/2 | 1-11 1/2 | 45 | 32 | 24 | 62 | 33 | 256 | 1 1/4 X 1 FF-S | 11/4X1FFMSS | 350 | 350 |
| 1 1/4-11 1/2 | 1 1/4-11 1/2 | 45 | 32 | 32 | 63 | 33 | 256 | 1 1/4 FF-S | 11/4FFMSS | 350 | 350 |
| 1 1/2-11 1/2 | 1 1/2-11 1/2 | 51 | 38 | 38 | 66 | 36 | 364 | 1 1/2 FF-S | 11/2FFMSS | 210 | 210 |
| 2-11 1/2 | 2-11 1/2 | 64 | 49 | 49 | 72 | 41 | 848 | 2 FF-S | 2FFMSS | 170 | 170 |

Order codes shown are part of our current manufacturing programme.

Imperial and metric parts may vary in hexagon dimensions.

$$\frac{\text{PN (bar)}}{10} = \text{PN (MPa)}$$

Pressure ratings – PN shown, apply to Steel and Stainless Steel versions of the product.

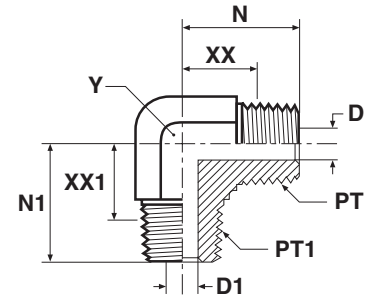


Hydraulic & Offshore Supplies

CR Male thread elbow

Male NPTF* thread (SAE J476) / Male NPTF* thread (SAE J476)
SAE 140237

*Stainless Steel = NPT to prevent galling

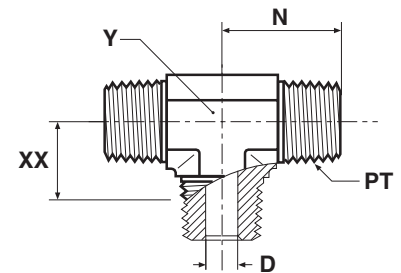


| Thread NPT/NPTF PT | Thread NPT/NPTF PT1 | D mm | D1 mm | N mm | N1 mm | XX mm | XX1 mm | Y mm | Weight (steel) g/1 piece | Adapter Steel | Adapter Stainless Steel | PN (bar) | |
|--------------------------|---------------------------|---------|----------|---------|----------|----------|-----------|---------|--------------------------------|------------------|----------------------------|----------|-----|
| | | | | | | | | | | | | S | SS |
| 1/8-27 | 1/8-27 | 5 | 5 | 20 | 20 | 14 | 14 | 11 | 27 | 1/8 CR-S | 1/8 CR-SS | 420 | 420 |
| 1/4-18 | 1/4-18 | 7 | 7 | 28 | 28 | 19 | 19 | 14 | 54 | 1/4 CR-S | 1/4 CR-SS | 420 | 420 |
| 3/8-18 | 3/8-18 | 10 | 10 | 31 | 31 | 22 | 22 | 19 | 181 | 3/8 CR-S | 3/8 CR-SS | 420 | 420 |
| 3/8-18 | 1/4-18 | 10 | 7 | 31 | 31 | 22 | 22 | 19 | 66 | 3/8 X 1/4 CR-S | 3/8 X 1/4 CR-SS | 420 | 420 |
| 1/2-14 | 1/2-14 | 14 | 14 | 37 | 37 | 26 | 26 | 22 | 172 | 1/2 CR-S | 1/2 CR-SS | 420 | 420 |
| 1/2-14 | 3/8-18 | 14 | 10 | 37 | 33 | 26 | 24 | 22 | 103 | 1/2 X 3/8 CR-S | 1/2 X 3/8 CR-SS | 420 | 420 |
| 3/4-14 | 3/4-14 | 18 | 18 | 40 | 40 | 28 | 28 | 27 | 263 | 3/4 CR-S | 3/4 CR-SS | 280 | 280 |
| 3/4-14 | 1/2-14 | 18 | 14 | 40 | 37 | 28 | 26 | 27 | 164 | 3/4 X 1/2 CR-S | 3/4 X 1/2 CR-SS | 280 | 280 |
| 1-11 1/2 | 1-11 1/2 | 24 | 24 | 50 | 50 | 36 | 36 | 41 | 462 | 1 CR-S | 1 CR-SS | 210 | 210 |
| 1 1/4-11 1/2 | 1 1/4-11 1/2 | 32 | 32 | 56 | 56 | 41 | 41 | 48 | 782 | 1 1/4 CR-S | 1 1/4 CR-SS | 170 | 170 |
| 1 1/2-11 1/2 | 1 1/2-11 1/2 | 38 | 38 | 59 | 59 | 56 | 45 | 48 | 782 | 1 1/2 CR-S | 1 1/2 CR-SS | 170 | 170 |

RRS Male thread tee

Male NPTF* thread (SAE J476)
SAE 140437

*Stainless Steel = NPT to prevent galling



| Thread NPT/NPTF PT | D mm | N mm | XX mm | Y mm | Weight (steel) g/1 piece | Adapter Steel | Adapter Stainless Steel | PN (bar) | |
|--------------------------|---------|---------|----------|---------|--------------------------------|------------------|----------------------------|----------|-----|
| | | | | | | | | S | SS |
| 1/8-27 | 5 | 20 | 14 | 11 | 33 | 1/8 RRS-S | 1/8 RRS-SS | 420 | 420 |
| 1/4-18 | 7 | 28 | 19 | 14 | 56 | 1/4 RRS-S | 1/4 RRS-SS | 420 | 420 |
| 3/8-18 | 10 | 31 | 22 | 19 | 92 | 3/8 RRS-S | 3/8 RRS-SS | 420 | 420 |
| 1/2-14 | 14 | 37 | 26 | 22 | 96 | 1/2 RRS-S | 1/2 RRS-SS | 420 | 420 |
| 3/4-14 | 19 | 40 | 28 | 27 | 235 | 3/4 RRS-S | 3/4 RRS-SS | 280 | 280 |

Order codes shown are part of our current manufacturing programme.

Imperial and metric parts may vary in hexagon dimensions.

$$\frac{\text{PN (bar)}}{10} = \text{PN (MPa)}$$

Pressure ratings – PN shown, apply to Steel and Stainless Steel versions of the product.

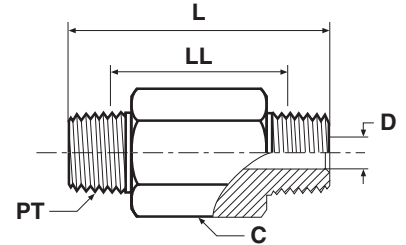


Hydraulic & Offshore Supplies

FFFM Extended male nipple

Male NPTF* thread (SAE J476) / Male NPTF* thread (SAE J476)

*Stainless Steel = NPT to prevent galling



| Thread NPT/NPTF PT | C mm | D mm | L mm | LL mm | Weight (steel) g/1 piece | Adapter Steel | Adapter Stainless Steel | PN (bar) | |
|--------------------------|---------|---------|---------|----------|--------------------------------|------------------|----------------------------|----------|-----|
| | | | | | | | | S | SS |
| 1/8-27 | 11 | 5 | 38 | 26 | 23 | 1/8 X 1.5 FFF-S | 1/8X1.5FFFMSS | 420 | 420 |
| 1/8-27 | 11 | 5 | 51 | 39 | 33 | 1/8 X 2.0 FFF-S | 1/8X2.0FFFMSS | 420 | 420 |
| 1/8-27 | 11 | 5 | 64 | 52 | 41 | 1/8 X 2.5 FFF-S | 1/8X2.5FFFMSS | 420 | 420 |
| 1/8-27 | 11 | 5 | 76 | 64 | 50 | 1/8 X 3.0 FFF-S | 1/8X3.0FFFMSS | 420 | 420 |
| 1/4-18 | 16 | 7 | 38 | 21 | 35 | 1/4 X 1.5 FFF-S | 1/4X1.5FFFMSS | 420 | 420 |
| 1/4-18 | 16 | 7 | 51 | 34 | 51 | 1/4 X 2.0 FFF-S | 1/4X2.0FFFMSS | 420 | 420 |
| 1/4-18 | 16 | 7 | 64 | 46 | 72 | 1/4 X 2.5 FFF-S | 1/4X2.5FFFMSS | 420 | 420 |
| 1/4-18 | 16 | 7 | 76 | 59 | 93 | 1/4 X 3.0 FFF-S | 1/4X3.0FFFMSS | 420 | 420 |
| 1/4-18 | 16 | 7 | 102 | 84 | 110 | 1/4 X 4.0 FFF-S | 1/4X4.0FFFMSS | 420 | 420 |
| 1/2-14 | 22 | 14 | 51 | 27 | 91 | 1/2 X 2.0 FFF-S | 1/2X2.0FFFMSS | 420 | 420 |
| 1/2-14 | 22 | 14 | 76 | 53 | 151 | 1/2 X 3.0 FFF-S | 1/2X3.0FFFMSS | 420 | 420 |

Order codes shown are part of our current manufacturing programme.

Imperial and metric parts may vary in hexagon dimensions.

$$\frac{\text{PN (bar)}}{10} = \text{PN (MPa)}$$

Pressure ratings – PN shown, apply to Steel and Stainless Steel versions of the product.



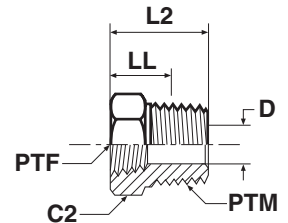
Hydraulic & Offshore Supplies

PTRM Thread reducer

Male NPTF* thread (SAE J476) / Female NPTF* thread (SAE J476)

SAE 140140

*Stainless Steel = NPT to prevent galling



| Thread NPT/NPTF PTM | Thread NPT/NPTF PTF | C2 mm | D mm | L2 mm | LL mm | Weight (steel) g/1 piece | Adapter Steel | Adapter Stainless Steel | PN (bar) | |
|---------------------------|---------------------------|----------|---------|----------|----------|--------------------------------|-------------------|----------------------------|----------|-----|
| | | | | | | | | | S | SS |
| 1/4-18 | 1/8-27 | 17 | 7 | 22 | 13 | 24 | 1/4 X 1/8 PTR-S | 1/4X1/8PTRMSS | 420 | 420 |
| 3/8-18 | 1/8-27 | 19 | 8 | 22 | 13 | 25 | 3/8 X 1/8 PTR-S | 3/8X1/8PTRMSS | 420 | 420 |
| 3/8-18 | 1/4-18 | 19 | 10 | 22 | 13 | 25 | 3/8 X 1/4 PTR-S | 3/8X1/4PTRMSS | 420 | 420 |
| 1/2-14 | 1/8-27 | 22 | 8 | 28 | 17 | 58 | 1/2 X 1/8 PTR-S | 1/2X1/8PTRMSS | 420 | 350 |
| 1/2-14 | 1/4-18 | 22 | 11 | 28 | 17 | 53 | 1/2 X 1/4 PTR-S | 1/2X1/4PTRMSS | 420 | 350 |
| 1/2-14 | 3/8-18 | 22 | 14 | 28 | 17 | 40 | 1/2X3/8PTRMS | 1/2X3/8PTRMSS | 420 | 350 |
| 3/4-14 | 1/4-18 | 29 | 11 | 30 | 18 | 94 | 3/4 X 1/4 PTR-S | 3/4X1/4PTRMSS | 280 | 280 |
| 3/4-14 | 3/8-18 | 30 | 15 | 30 | 18 | 101 | 3/4 X 3/8 PTR-S | 3/4X3/8PTRMSS | 380 | 280 |
| 3/4-14 | 1/2-14 | 30 | 18 | 30 | 18 | 110 | 3/4 X 1/2 PTR-S | 3/4X1/2PTRMSS | 350 | 280 |
| 1-11 1/2 | 3/8-18 | 35 | 14 | 35 | 20 | 163 | 1 X 3/8 PTR-S | 1X3/8PTRMSS | 210 | 210 |
| 1-11 1/2 | 1/2-14 | 35 | 18 | 35 | 20 | 139 | 1 X 1/2 PTR-S | 1X1/2PTRMSS | 210 | 210 |
| 1-11 1/2 | 3/4-14 | 36 | 23 | 35 | 20 | 116 | 1 X 3/4 PTR-S | 1X3/4PTRMSS | 280 | 210 |
| 1 1/4-11 1/2 | 1/2-14 | 45 | 18 | 37 | 22 | 220 | 1 1/4 X 1/2 PTR-S | 11/4X1/2PTRMSS | 170 | 170 |
| 1 1/4-11 1/2 | 3/4-14 | 45 | 23 | 37 | 22 | 236 | 1 1/4 X 3/4 PTR-S | 11/4X3/4PTRMSS | 170 | 170 |
| 1 1/4-11 1/2 | 1-11 1/2 | 46 | 29 | 37 | 22 | 250 | 1 1/4X1PTRMS | 11/4X1PTRMSS | 210 | 175 |
| 1 1/2-11 1/2 | 3/4-14 | 51 | 23 | 40 | 25 | 306 | 1 1/2 X 3/4 PTR-S | 11/2X3/4PTRMSS | 140 | 140 |
| 1 1/2-11 1/2 | 1-11 1/2 | 50 | 29 | 40 | 25 | 360 | 1 1/2X1PTRMS | 11/2X1PTRMSS | 210 | 140 |
| 1 1/2-11 1/2 | 1 1/4-11 1/2 | 50 | 38 | 40 | 25 | 282 | 1 1/2X1 1/4PTRMS | 11/2X11/4PTRMSS | 170 | 140 |
| 2-11 1/2 | 1/2-14 | 66 | 18 | 45 | 29 | 561 | 2 X 1/2 PTR-S | 2X1/2PTRMSS | 140 | 140 |
| 2-11 1/2 | 1 1/4-11 1/2 | 64 | 44 | 45 | 29 | 548 | 2 X 1 1/4 PTR-S | 2X11/4PTRMSS | 140 | 140 |

Order codes shown are part of our current manufacturing programme.

Imperial and metric parts may vary in hexagon dimensions.

$$\frac{\text{PN (bar)}}{10} = \text{PN (MPa)}$$

Pressure ratings – PN shown, apply to Steel and Stainless Steel versions of the product.





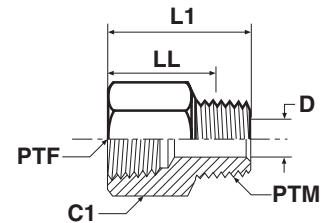
Hydraulic & Offshore Supplies

FGM Thread expander / Adapter

Male NPTF* thread (SAE J476) / Female NPTF* thread (SAE J476)

SAE 140139

*Stainless Steel = NPT to prevent galling



| Thread NPT/NPTF PTF | Thread NPT/NPTF PTM | C1 mm | D mm | L1 mm | LL mm | Weight (steel) g/1 piece | Adapter Steel | Adapter Stainless Steel | PN (bar) | |
|---------------------------|---------------------------|----------|---------|----------|----------|--------------------------------|------------------|----------------------------|----------|-----|
| | | | | | | | | | S | SS |
| 1/8-27 | 1/8-27 | 16 | 5 | 26 | 20 | 30 | 1/8 FG-S | 1/8FGMSS | 420 | 420 |
| 1/4-18 | 1/8-27 | 19 | 5 | 31 | 25 | 57 | 1/4 X 1/8 FG-S | 1/4X1/8FGMSS | 420 | 420 |
| 1/4-18 | 1/4-18 | 19 | 7 | 35 | 27 | 44 | 1/4 FG-S | 1/4FGMSS | 420 | 420 |
| 3/8-18 | 1/8-27 | 22 | 5 | 32 | 26 | 50 | 3/8 X 1/8 FG-S | 3/8X1/8FGMSS | 420 | 420 |
| 3/8-18 | 1/4-18 | 22 | 7 | 37 | 28 | 108 | 3/8 X 1/4 FG-S | 3/8X1/4FGMSS | 420 | 420 |
| 3/8-18 | 3/8-18 | 22 | 10 | 37 | 28 | 55 | 3/8 FG-S | 3/8FGMSS | 420 | 420 |
| 1/2-14 | 1/8-27 | 29 | 5 | 38 | 32 | 98 | 1/2 X 1/8 FG-S | 1/2X1/8FGMSS | 350 | 350 |
| 1/2-14 | 1/4-18 | 29 | 7 | 43 | 34 | 104 | 1/2 X 1/4 FG-S | 1/2X1/4FGMSS | 350 | 350 |
| 1/2-14 | 3/8-18 | 29 | 10 | 43 | 34 | 108 | 1/2 X 3/8 FG-S | 1/2X3/8FGMSS | 350 | 350 |
| 1/2-14 | 1/2-14 | 29 | 14 | 43 | 31 | 108 | 1/2 FG-S | 1/2FGMSS | 350 | 350 |
| 3/4-14 | 3/4-14 | 35 | 19 | 49 | 37 | 178 | 3/4 FG-S | 3/4FGMSS | 280 | 280 |
| 3/4-14 | 1/4-18 | 35 | 7 | 45 | 36 | 129 | 3/4 X 1/4 FG-S | 3/4X1/4FGMSS | 280 | 280 |
| 3/4-14 | 1/2-14 | 35 | 14 | 49 | 38 | 129 | 3/4 X 1/2FG-S | 3/4X1/2FGMSS | 280 | 280 |
| 1-11 1/2 | 1-11 1/2 | 42 | 24 | 60 | 46 | 160 | 1 FG-S | 1FGMSS | 210 | 210 |
| 1-11.1/2 | 1/2-14 | 41 | 14 | 56 | 44 | 180 | 1 X 1/2FG-S | 1X1/2FGMSS | 210 | 210 |
| 1-11.1/2 | 3/4-14 | 41 | 18 | 56 | 43 | 98 | 1 X 3/4FG-S | 1X3/4FGMSS | 210 | 210 |
| 1 1/4-11 1/2 | 1-11 1/2 | 51 | 24 | 63 | 48 | 296 | 1 1/4 X 1FG-S | 11/4X1FGMSS | 170 | 170 |

Order codes shown are part of our current manufacturing programme.

Imperial and metric parts may vary in hexagon dimensions.

$$\frac{\text{PN (bar)}}{10} = \text{PN (MPa)}$$

Pressure ratings – PN shown, apply to Steel and Stainless Steel versions of the product.



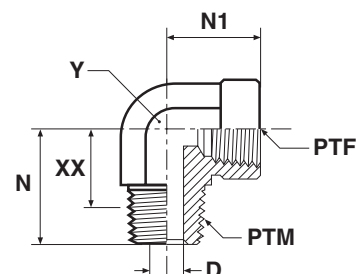
Hydraulic & Offshore Supplies

CDM Male female thread elbow

Male NPTF* thread (SAE J476) / Female NPTF* thread (SAE J476)

SAE 140239

*Stainless Steel = NPT to prevent galling



| Thread NPT/NPTF PTF | Thread NPT/NPTF PTM | D mm | N mm | N1 mm | XX mm | Y mm | Weight (steel) g/1 piece | Adapter Steel | Adapter Stainless Steel | PN (bar) | |
|---------------------------|---------------------------|---------|---------|----------|----------|---------|--------------------------------|------------------|----------------------------|----------|-----|
| | | | | | | | | | | S | SS |
| 1/8-27 | 1/8-27 | 5 | 20 | 17 | 14 | 14 | 30 | 1/8 CD-S | 1/8 CD-SS | 350 | 350 |
| 1/4-18 | 1/4-18 | 7 | 28 | 22 | 19 | 19 | 77 | 1/4 CDMS | 1/4 CD-SS | 350 | 350 |
| 1/8-27 | 1/4-18 | 7 | 28 | 17 | 19 | 14 | 33 | 1/8 X 1/4 CD-S | 1/4 X 1/8 CD-SS | 350 | 350 |
| 3/8-18 | 3/8-18 | 10 | 31 | 26 | 22 | 22 | 96 | 3/8 CDMS | 3/8 CD-SS | 310 | 310 |
| 1/4-18 | 3/8-18 | 10 | 31 | 22 | 22 | 19 | 79 | 1/4 X 3/8 CD-S | 3/8 X 1/4 CD-SS | 350 | 350 |
| 1/2-14 | 3/8-18 | 10 | 33 | 31 | 24 | 27 | 260 | 1/2 X 3/8 CD-S | 3/8 X 1/2 CD-SS | 210 | 210 |
| 1/2-14 | 1/2-14 | 14 | 37 | 31 | 26 | 27 | 174 | 1/2 CD-S | 1/2 CD-SS | 210 | 210 |
| 3/8-18 | 1/2-14 | 14 | 38 | 32 | 26 | 22 | 96 | 3/8 X 1/2 CD-S | 1/2 X 3/8 CD-SS | 310 | 310 |
| 3/4-14 | 1/2-14 | 14 | 40 | 35 | 29 | 33 | 319 | 3/4 X 1/2 CD-S | 1/2 X 3/4 CD-SS | 210 | 210 |
| 3/4-14 | 3/4-14 | 18 | 40 | 35 | 28 | 33 | 285 | 3/4 CD-S | 3/4 CD-SS | 210 | 210 |
| 1/2-14 | 3/4-14 | 18 | 40 | 31 | 28 | 27 | 164 | 1/2 X 3/4 CD-S | 3/4 X 1/2 CD-SS | 210 | 210 |
| 1-11 1/2 | 1-11 1/2 | 24 | 50 | 41 | 36 | 41 | 515 | 1 CD-S | 1 CD-SS | 125 | 120 |
| 1 1/4-11 1/2 | 1 1/4-11 1/2 | 32 | 61 | 43 | 46 | 48 | 978 | 1 1/4 CD-S | 1 1/4 CD-SS | 100 | 100 |
| 1 1/2-11 1/2 | 1 1/2-11 1/2 | 38 | 67 | 53 | 52 | 64 | 1679 | 1 1/2 CD-S | 1 1/2 CD-SS | 100 | 100 |

Order codes shown are part of our current manufacturing programme.

Imperial and metric parts may vary in hexagon dimensions.

$$\frac{\text{PN (bar)}}{10} = \text{PN (MPa)}$$

Pressure ratings – PN shown, apply to Steel and Stainless Steel versions of the product.





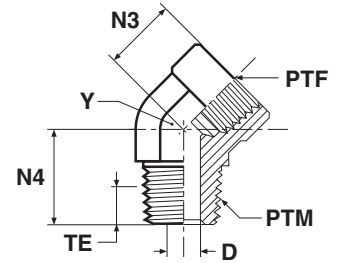
Hydraulic & Offshore Supplies

CD45M Male female thread 45° elbow

Male NPTF* thread (SAE J476) / Female NPTF* thread (SAE J476)

SAE 140339

*Stainless Steel = NPT to prevent galling



| Thread NPT/NPTF PTM | Thread NPT/NPTF PTF | D mm | N3 mm | N4 mm | TE mm | Y mm | Weight (steel) g/1 piece | Adapter Steel | Adapter Stainless Steel | PN (bar) | |
|---------------------------|---------------------------|---------|----------|----------|----------|---------|--------------------------------|------------------|----------------------------|----------|-----|
| | | | | | | | | | | S | SS |
| 1/8-27 | 1/8-27 | 5 | 12 | 18 | 6 | 14 | 24 | 1/8CD45MS | 1/8 CD45-SS | 350 | 350 |
| 1/4-18 | 1/4-18 | 7 | 16 | 27 | 9 | 19 | 57 | 1/4 CD45-S | 1/4 CD45-SS | 350 | 350 |
| 3/8-18 | 3/8-18 | 10 | 18 | 27 | 9 | 22 | 79 | 3/8 CD45-S | 3/8 CD45-SS | 310 | 310 |
| 1/2-14 | 1/2-14 | 14 | 23 | 34 | 12 | 27 | 141 | 1/2 CD45-S | 1/2 CD45-SS | 210 | 210 |
| 3/4-14 | 3/4-14 | 18 | 25 | 35 | 12 | 33 | 196 | 3/4 CD45-S | 3/4 CD45-SS | 210 | 210 |
| 1-11 1/2 | 1-11 1/2 | 24 | 29 | 44 | 15 | 41 | 380 | 1 CD45-S | 1 CD45-SS | 125 | 120 |
| 1 1/4-11 1/2 | 1 1/4-11 1/2 | 32 | 41 | 46 | 15 | 48 | 719 | 1 1/4 CD45-S | 1 1/4 CD45-SS | 100 | 100 |

Order codes shown are part of our current manufacturing programme.

Imperial and metric parts may vary in hexagon dimensions.

$$\frac{\text{PN (bar)}}{10} = \text{PN (MPa)}$$

Pressure ratings – PN shown, apply to Steel and Stainless Steel versions of the product.



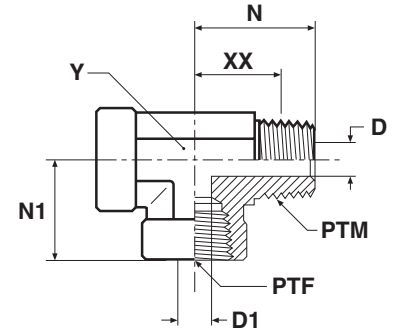
Hydraulic & Offshore Supplies

MRO Male female thread tee

Male NPTF* thread (SAE J476) / Female NPTF* thread (SAE J476)

SAE 140424

*Stainless Steel = NPT to prevent galling



| Thread NPT/NPTF PTM | Thread NPT/NPTF PTF | D mm | D1 mm | N mm | N1 mm | XX mm | Y mm | Weight (steel) g/1 piece | Adapter Steel | Adapter Stainless Steel | PN (bar) | |
|---------------------------|---------------------------|---------|----------|---------|----------|----------|---------|--------------------------------|------------------|----------------------------|----------|-----|
| | | | | | | | | | | | S | SS |
| 1/8-27 | 1/8-27 | 5 | 8 | 20 | 17 | 14 | 14 | 59 | 1/8 MRO-S | 1/8 MRO-SS | 350 | 350 |
| 1/4-18 | 1/4-18 | 7 | 11 | 28 | 22 | 19 | 19 | 115 | 1/4 MRO-S | 1/4 MRO-SS | 350 | 350 |
| 3/8-18 | 3/8-18 | 10 | 14 | 31 | 26 | 22 | 22 | 122 | 3/8 MRO-S | 3/8 MRO-SS | 310 | 310 |
| 1/2-14 | 1/2-14 | 14 | 18 | 37 | 31 | 26 | 27 | 285 | 1/2 MRO-S | 1/2 MRO-SS | 210 | 210 |
| 3/4-14 | 3/4-14 | 18 | 23 | 40 | 35 | 28 | 33 | 497 | 3/4 MRO-S | 3/4 MRO-SS | 210 | 210 |
| 1-11 1/2 | 1-11 1/2 | 24 | 29 | 50 | 41 | 36 | 41 | 987 | 1 MRO-S | 1 MRO-SS | 125 | 120 |

Order codes shown are part of our current manufacturing programme.

Imperial and metric parts may vary in hexagon dimensions.

$$\frac{\text{PN (bar)}}{10} = \text{PN (MPa)}$$

Pressure ratings – PN shown, apply to Steel and Stainless Steel versions of the product.



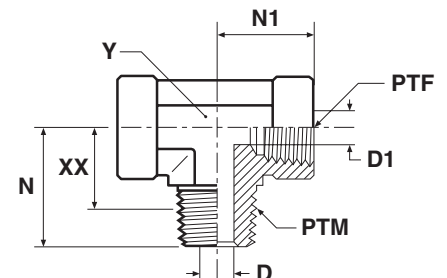
Hydraulic & Offshore Supplies

MMS Male female thread tee

Male NPTF* thread (SAE J476) / Female NPTF* thread (SAE J476)

SAE 140425

*Stainless Steel = NPT to prevent galling



| Thread NPT/NPTF PTM | Thread NPT/NPTF PTF | D mm | D1 mm | N mm | N1 mm | XX mm | Y mm | Weight (steel) g/1 piece | Adapter Steel | Adapter Stainless Steel | PN (bar) | |
|---------------------------|---------------------------|---------|----------|---------|----------|----------|---------|--------------------------------|------------------|----------------------------|----------|-----|
| | | | | | | | | | | | S | SS |
| 1/8-27 | 1/8-27 | 5 | 8 | 20 | 17 | 14 | 14 | 45 | 1/8 MMS-S | 1/8 MMS-SS | 350 | 350 |
| 1/4-18 | 1/4-18 | 7 | 11 | 28 | 22 | 19 | 19 | 118 | 1/4 MMS-S | 1/4 MMS-SS | 350 | 350 |
| 3/8-18 | 3/8-18 | 10 | 14 | 31 | 26 | 22 | 22 | 126 | 3/8 MMS-S | 3/8 MMS-SS | 310 | 310 |
| 1/2-14 | 1/2-14 | 14 | 18 | 37 | 31 | 26 | 27 | 272 | 1/2 MMS-S | 1/2 MMS-SS | 210 | 210 |
| 3/4-14 | 3/4-14 | 18 | 23 | 40 | 35 | 28 | 33 | 408 | 3/4 MMS-S | 3/4 MMS-SS | 210 | 210 |
| 1-11 1/2 | 1-11 1/2 | 24 | 29 | 50 | 41 | 36 | 41 | 606 | 1 MMS-S | 1 MMS-SS | 125 | 120 |

Order codes shown are part of our current manufacturing programme.

Imperial and metric parts may vary in hexagon dimensions.

$$\frac{\text{PN (bar)}}{10} = \text{PN (MPa)}$$

Pressure ratings – PN shown, apply to Steel and Stainless Steel versions of the product.

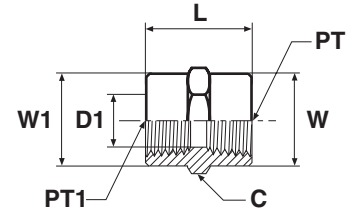


Hydraulic & Offshore Supplies

GG Female thread coupling

Female NPTF* thread (SAE J476) / Female NPTF* thread (SAE J476)
SAE 140138

*Stainless Steel = NPT to prevent galling



| Thread NPT/NPTF PT | Thread NPT/NPTF PT1 | C mm | D1 mm | L mm | W mm | W1 mm | Weight (steel) g/1 piece | Adapter Steel | Adapter Stainless Steel | PN (bar) | |
|--------------------------|---------------------------|---------|----------|---------|---------|----------|--------------------------------|--------------------|----------------------------|----------|-----|
| | | | | | | | | | | S | SS |
| 1/8-27 | 1/8-27 | 16 | 8 | 19 | 16 | 16 | 19 | 1/8 GG-S | 1/8 GG-SS | 420 | 420 |
| 1/4-18 | 1/8-27 | 19 | 8 | 24 | 19 | 16 | 35 | 1/4 X 1/8 GG-S | 1/4 X 1/8 GG-SS | 420 | 420 |
| 1/4-18 | 1/4-18 | 19 | 11 | 29 | 19 | 19 | 45 | 1/4 GG-S | 1/4 GG-SS | 420 | 420 |
| 3/8-18 | 1/8-27 | 22 | 8 | 26 | 22 | 16 | 56 | 3/8 X 1/8 GG-S | 3/8 X 1/8 GG-SS | 420 | 420 |
| 3/8-18 | 1/4-18 | 22 | 11 | 29 | 22 | 19 | 56 | 3/8 X 1/4 GG-S | 3/8 X 1/4 GG-SS | 420 | 420 |
| 3/8-18 | 3/8-18 | 22 | 14 | 29 | 22 | 22 | 62 | 3/8 GG-S | 3/8 GG-SS | 420 | 420 |
| 1/2-14 | 1/4-18 | 29 | 11 | 35 | 29 | 19 | 117 | 1/2 X 1/4 GG-S | 1/2 X 1/4 GG-SS | 350 | 350 |
| 1/2-14 | 3/8-18 | 29 | 14 | 38 | 29 | 22 | 100 | 1/2 X 3/8 GG-S | 1/2 X 3/8 GG-SS | 350 | 350 |
| 1/2-14 | 1/2-14 | 30 | 18 | 38 | 30 | 30 | 112 | 1/2 GG-S | 1/2 GG-SS | 350 | 350 |
| 3/4-14 | 1/4-18 | 35 | 11 | 39 | 35 | 19 | 150 | 3/4 X 1/4 GG-S | 3/4 X 1/4 GG-SS | 280 | 280 |
| 3/4-14 | 1/2-14 | 35 | 18 | 48 | 35 | 29 | 134 | 3/4 X 1/2 GG-S | 3/4 X 1/2 GG-SS | 280 | 280 |
| 3/4-14 | 3/4-14 | 36 | 23 | 39 | 36 | 36 | 156 | 3/4 GG-S | 3/4 GG-SS | 280 | 280 |
| 1-11 1/2 | 1-11 1/2 | 41 | 29 | 48 | 41 | 41 | 289 | 1 GG-S | 1 GG-SS | 210 | 210 |
| 1-11 1/2 | 1/2-14 | 42 | 18 | 45 | 41 | 29 | 235 | 1 X 1/2 GG-S | 1 X 1/2 GG-SS | 210 | 210 |
| 1-11 1/2 | 3/4-14 | 42 | 23 | 45 | 41 | 35 | 239 | 1 X 3/4 GG-S | 1 X 3/4 GG-SS | 210 | 210 |
| 1 1/4-11 1/2 | 1 1/4-11 1/2 | 51 | 37 | 49 | 51 | 51 | 340 | 1 1/4 GG-S | 1 1/4 GG-SS | 170 | 170 |
| 1 1/4-11 1/2 | 1-11 1/2 | 50 | 29 | 49 | 51 | 41 | 182 | 1 1/4 X 1 GG-S | 1 1/4 X 1 GG-SS | 170 | 170 |
| 1 1/2-11 1/2 | 1 1/2-11 1/2 | 60 | 43 | 49 | 61 | 61 | 706 | 1 1/2 GG-S | 1 1/2 GG-SS | 140 | 140 |
| 1 1/2-11 1/2 | 1 1/4-11 1/2 | 60 | 38 | 49 | 60 | 60 | 531 | 1 1/2 X 1 1/4 GG-S | 1 1/2 X 1 1/4 GG-SS | 140 | 140 |
| 2-11 1/2 | 2-11 1/2 | 73 | 56 | 50 | 73 | 73 | 814 | 2 GG-S | 2 GG-SS | 140 | 140 |

Order codes shown are part of our current manufacturing programme.

Imperial and metric parts may vary in hexagon dimensions.

$$\frac{\text{PN (bar)}}{10} = \text{PN (MPa)}$$

Pressure ratings – PN shown, apply to Steel and Stainless Steel versions of the product.





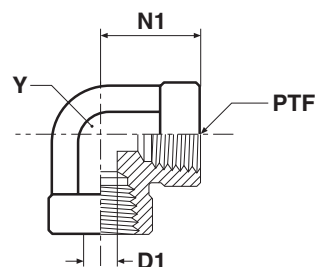
Hydraulic & Offshore Supplies

DDM Female thread elbow

Female NPTF* thread (SAE J476)

SAE 140238

*Stainless Steel = NPT to prevent galling



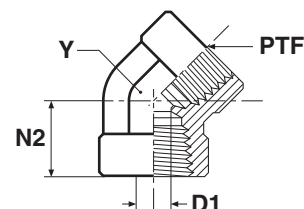
| Thread NPT/NPTF PTF | D1 mm | N1 mm | Y mm | Weight (steel) g/1 piece | Adapter Steel | Adapter Stainless Steel | PN (bar) | |
|---------------------------|----------|----------|---------|--------------------------------|------------------|----------------------------|----------|-----|
| | | | | | | | S | SS |
| 1/8-27 | 9 | 17 | 14 | 28 | 1/8 DD-S | 1/8 DD-SS | 350 | 350 |
| 1/4-18 | 11 | 22 | 19 | 28 | 1/4 DD-S | 1/4 DD-SS | 350 | 350 |
| 3/8-18 | 15 | 26 | 22 | 96 | 3/8 DDMS | 3/8 DD-SS | 310 | 310 |
| 1/2-14 | 18 | 31 | 27 | 159 | 1/2 DDMS | 1/2 DD-SS | 210 | 210 |
| 3/4-14 | 23 | 35 | 41 | 263 | 3/4 DD-S | 3/4 DD-SS | 210 | 210 |
| 1-11 1/2 | 29 | 41 | 48 | 488 | 1 DD-S | 1 DD-SS | 125 | 120 |
| 1 1/4-11 1/2 | 37 | 43 | 48 | 978 | 1 1/4 DD-S | 1 1/4 DD-SS | 100 | 100 |
| 1 1/2-11 1/2 | 43 | 53 | 64 | 1889 | 1 1/2 DD-S | 1 1/2 DD-SS | 100 | 100 |

DD45 Female thread 45° elbow

Female NPTF* thread (SAE J476)

SAE 140338

*Stainless Steel = NPT to prevent galling



| Thread NPT/NPTF PTF | D1 mm | N2 mm | Y mm | Weight (steel) g/1 piece | Adapter Steel | Adapter Stainless Steel | PN (bar) | |
|---------------------------|----------|----------|---------|--------------------------------|------------------|----------------------------|----------|-----|
| | | | | | | | S | SS |
| 1/4-18 | 11 | 18 | 19 | 69 | 1/4 DD45-S | 1/4 DD45-SS | 350 | 350 |
| 3/8-18 | 14 | 19 | 22 | 97 | 3/8 DD45-S | 3/8 DD45-SS | 310 | 310 |
| 1/2-14 | 18 | 24 | 27 | 172 | 1/2 DD45-S | 1/2 DD45-SS | 210 | 210 |
| 3/4-14 | 23 | 25 | 33 | 248 | 3/4 DD45-S | 3/4 DD45-SS | 210 | 210 |
| 1-11 1/2 | 29 | 30 | 41 | 479 | 1 DD45-S | 1 DD45-SS | 125 | 120 |

Order codes shown are part of our current manufacturing programme.

Imperial and metric parts may vary in hexagon dimensions.

$$\frac{\text{PN (bar)}}{10} = \text{PN (MPa)}$$

Pressure ratings – PN shown, apply to Steel and Stainless Steel versions of the product.

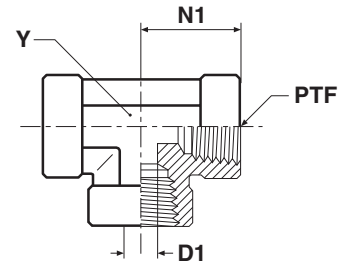


Hydraulic & Offshore Supplies

MMO Female thread tee

Female NPTF* threads (SAE J476)
SAE 140438

*Stainless Steel = NPT to prevent galling

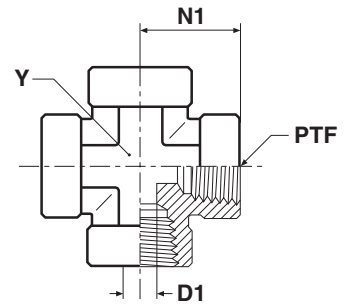


| Thread NPT/NPTF PTF | D1 mm | N1 mm | Y mm | Weight (steel) g/1 piece | Adapter Steel | Adapter Stainless Steel | PN (bar) | |
|---------------------------|----------|----------|---------|--------------------------------|------------------|----------------------------|----------|-----|
| | | | | | | | S | SS |
| 1/8-27 | 8 | 17 | 14 | 36 | 1/8 MMO-S | 1/8 MMO-SS | 350 | 350 |
| 1/4-18 | 11 | 22 | 19 | 94 | 1/4 MMO-S | 1/4 MMO-SS | 350 | 350 |
| 3/8-18 | 14 | 26 | 22 | 121 | 3/8 MMO-S | 3/8 MMO-SS | 210 | 210 |
| 1/2-14 | 17 | 31 | 27 | 202 | 1/2 MMO-S | 1/2 MMO-SS | 210 | 210 |
| 3/4-14 | 23 | 35 | 33 | 312 | 3/4 MMO-S | 3/4 MMO-SS | 210 | 210 |
| 1-11 1/2 | 29 | 41 | 41 | 606 | 1 MMO-S | 1 MMO-SS | 125 | 120 |
| 1 1/4-11 1/2 | 37 | 43 | 48 | 576 | 1 1/4 MMO-S | 1 1/4 MMO-SS | 100 | 100 |
| 1 1/2-11 1/2 | 43 | 53 | 64 | 576 | 1 1/2 MMO-S | 1 1/2 MMO-SS | 100 | 100 |

KMMOO Female thread cross

Female NPTF* threads (SAE J476)
SAE 140538

*Stainless Steel = NPT to prevent galling



| Thread NPT/NPTF PTF | D1 mm | N1 mm | Y mm | Weight (steel) g/1 piece | Adapter Steel | Adapter Stainless Steel | PN (bar) | |
|---------------------------|----------|----------|---------|--------------------------------|------------------|----------------------------|----------|-----|
| | | | | | | | S | SS |
| 1/8-27 | 8 | 17 | 14 | 45 | 1/8 KMMOO-S | 1/8 KMMOO-SS | 350 | 350 |
| 1/4-18 | 11 | 22 | 19 | 113 | 1/4 KMMOO-S | 1/4 KMMOO-SS | 350 | 350 |
| 3/8-18 | 14 | 26 | 22 | 147 | 3/8 KMMOO-S | 3/8 KMMOO-SS | 210 | 210 |
| 1/2-14 | 18 | 31 | 27 | 257 | 1/2 KMMOO-S | 1/2 KMMOO-SS | 210 | 210 |
| 3/4-14 | 23 | 35 | 33 | 382 | 3/4 KMMOO-S | 3/4 KMMOO-SS | 210 | 210 |
| 1-11 1/2 | 29 | 41 | 41 | 690 | 1 KMMOO-S | 1 KMMOO-SS | 125 | 120 |

Order codes shown are part of our current manufacturing programme.

Imperial and metric parts may vary in hexagon dimensions.

$$\frac{\text{PN (bar)}}{10} = \text{PN (MPa)}$$

Pressure ratings – PN shown, apply to Steel and Stainless Steel versions of the product.



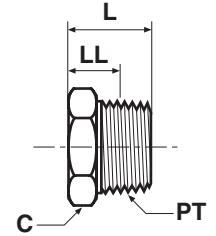
Hydraulic & Offshore Supplies

HPM Hexagon head plug

Male NPTF* Thread (SAE J476)

SAE 130109E

*Stainless Steel = NPT to prevent galling



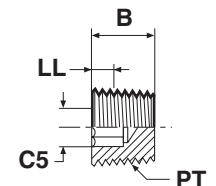
| Thread NPT/NPTF PT | C mm | L mm | LL mm | Weight (steel) g/1 piece | Adapter Steel | Adapter Stainless Steel | PN (bar) | |
|--------------------------|---------|---------|----------|--------------------------------|-------------------|----------------------------|----------|-----|
| | | | | | | | S | SS |
| 1/8-27 | 11 | 14 | 8 | 19 | 1/8 HP-S | 1/8HPMSS | 420 | 420 |
| 1/4-18 | 14 | 19 | 10 | 22 | 1/4 HP-S | 1/4HPMSS | 420 | 420 |
| 3/8-18 | 18 | 20 | 11 | 28 | 3/8 HP-S | 3/8HPMSS | 420 | 420 |
| 1/2-14 | 22 | 25 | 13 | 72 | 1/2 HP-S | 1/2HPMSS | 420 | 420 |
| 3/4-14 | 27 | 27 | 15 | 119 | 3/4 HP-S | 3/4HPMSS | 380 | 380 |
| 1-11 1/2 | 35 | 32 | 17 | 218 | 1 HP-S | 1HPMSS | 380 | 380 |
| 1 1/4-11 1/2 | 46 | 36 | 21 | 217 | 1 1/4 HP-S | 11/4HPMSS | 350 | 345 |
| 1 1/2-11 1/2 | 50 | 38 | 22 | 300 | 1 1/2 HP-S | 11/2HPMSS | 210 | 210 |

HHP Hexagon socket plug

Male NPTF* thread (SAE J476)

SAE 130109N

*Stainless Steel = NPT to prevent galling



| Thread NPT/NPTF PT | B mm | C5 inch | LL mm | Weight (steel) g/1 piece | Adapter Steel | Adapter Stainless Steel | PN (bar) | |
|--------------------------|---------|------------|----------|--------------------------------|-------------------|----------------------------|----------|-----|
| | | | | | | | S | SS |
| 1/16-27 | 8 | 5/32 | 2 | 2 | 1/16 HHP-S | 1/16 HHP-SS | 420 | 420 |
| 1/8-27 | 8 | 3/16 | 2 | 3 | 1/8 HHP-S | 1/8 HHP-SS | 420 | 420 |
| 1/4-18 | 12 | 1/4 | 3 | 7 | 1/4 HHP-S | 1/4 HHP-SS | 420 | 420 |
| 3/8-18 | 12 | 5/16 | 3 | 13 | 3/8 HHP-S | 3/8 HHP-SS | 420 | 420 |
| 1/2-14 | 16 | 3/8 | 4 | 16 | 1/2 HHP-S | 1/2 HHP-SS | 420 | 420 |
| 3/4-14 | 16 | 9/16 | 4 | 66 | 3/4 HHP-S | 3/4 HHP-SS | 380 | 380 |
| 1-11 1/2 | 20 | 1 3/8 | 5 | 73 | 1 HHP-S | 1 HHP-SS | 380 | 380 |

Order codes shown are part of our current manufacturing programme.

Imperial and metric parts may vary in hexagon dimensions.

$$\frac{\text{PN (bar)}}{10} = \text{PN (MPa)}$$

Pressure ratings – PN shown, apply to Steel and Stainless Steel versions of the product.

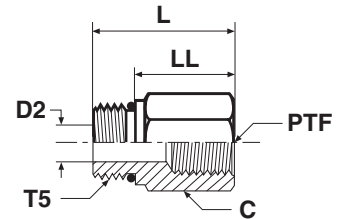


Hydraulic & Offshore Supplies

F5OG Male female thread adapter

Male UN/UNF thread – O-ring (ISO 11926) / Female NPTF* thread (SAE 476)

*Stainless Steel = NPT to prevent galling



| Thread UN/UNF-2A T5 | Thread NPT/NPTF PTF | C mm | D2 mm | L mm | LL mm | Weight (steel) g/1 piece | Adapter Steel | PN (bar) | | |
|---------------------------|---------------------------|---------|----------|---------|----------|--------------------------------|------------------|----------------------------|-----|-----|
| | | | | | | | | Adapter Stainless Steel | S | SS |
| 9/16-18 | 1/4-18 | 19 | 8 | 30 | 20 | 36 | 6-1/4 F5OG-S | 6-1/4 F5OG-SS | 420 | 420 |
| 3/4-16 | 1/4-18 | 22 | 10 | 29 | 18 | 53 | 8-1/4 F5OG-S | 8-1/4 F5OG-SS | 420 | 420 |
| 3/4-16 | 3/8-18 | 22 | 10 | 33 | 21 | 67 | 8-3/8 F5OG-S | 8-3/8 F5OG-SS | 420 | 420 |
| 3/4-16 | 1/2-14 | 29 | 10 | 38 | 27 | 98 | 8-1/2 F5OG-S | 8-1/2 F5OG-SS | 350 | 350 |
| 7/8-14 | 1/4-18 | 25 | 13 | 21 | 8 | 78 | 10-1/4 F5OG-S | 10-1/4 F5OG-SS | 380 | 380 |
| 7/8-14 | 3/8-18 | 25 | 13 | 33 | 21 | 77 | 10-3/8 F5OG-S | 10-3/8 F5OG-SS | 380 | 380 |
| 7/8-14 | 1/2-14 | 29 | 13 | 39 | 26 | 98 | 10-1/2 F5OG-S | 10-1/2 F5OG-SS | 350 | 350 |
| 7/8-14 | 3/4-14 | 35 | 13 | 41 | 29 | 153 | 10-3/4 F5OG-S | 10-3/4 F5OG-SS | 280 | 280 |
| 1 1/16-12 | 1/2-14 | 32 | 17 | 36 | 21 | 114 | 12-1/2 F5OG-S | 12-1/2 F5OG-SS | 350 | 350 |
| 1 1/16-12 | 3/4-14 | 35 | 17 | 44 | 29 | 150 | 12-3/4 F5OG-S | 12-3/4 F5OG-SS | 280 | 280 |
| 1 3/16-12 | 1/2-14 | 35 | 18 | 27 | 12 | 159 | 14-1/2 F5OG-S | 14-1/2 F5OG-SS | 280 | 280 |
| 1 3/16-12 | 3/4-14 | 35 | 18 | 43 | 28 | 167 | 14-3/4 F5OG-S | 14-3/4 F5OG-SS | 280 | 280 |
| 1 5/16-12 | 1/2-14 | 38 | 21 | 25 | 10 | 137 | 16-1/2 F5OG-S | 16-1/2 F5OG-SS | 280 | 280 |
| 1 5/16-12 | 3/4-14 | 38 | 21 | 38 | 23 | 189 | 16-3/4 F5OG-S | 16-3/4 F5OG-SS | 280 | 280 |
| 1 5/16-12 | 1-11 1/2 | 41 | 22 | 48 | 33 | 216 | 16-1 F5OG-S | 16-1 F5OG-SS | 210 | 210 |
| 1 5/8-12 | 1-11 1/2 | 48 | 27 | 25 | 10 | 151 | 20-1 F5OG-S | 20-1 F5OG-SS | 210 | 210 |
| 1 5/8-12 | 1 1/4-11 1/2 | 51 | 27 | 50 | 35 | 191 | 20-1 1/4 F5OG-S | 20-1 1/4 F5OG-SS | 170 | 170 |
| 1 7/8-12 | 1-11 1/2 | 54 | 34 | 25 | 10 | 612 | 24-1 F5OG-S | 24-1 F5OG-SS | 170 | 170 |
| 1 7/8-12 | 1 1/2-11 1/2 | 57 | 34 | 51 | 36 | 653 | 24-1 1/2 F5OG-S | 24-1 1/2 F5OG-SS | 140 | 140 |

Parker Adapter are delivered with NBR elastomeric seals as standard. For more details on other seal materials see page N61.

Order codes shown are part of our current manufacturing programme.

Imperial and metric parts may vary in hexagon dimensions.

$$\frac{\text{PN (bar)}}{10} = \text{PN (MPa)}$$

Pressure ratings – PN shown, apply to Steel and Stainless Steel versions of the product.

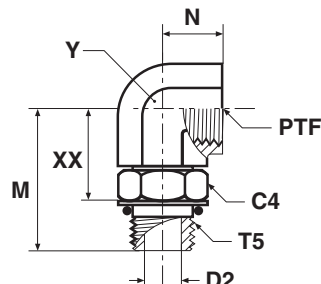




Hydraulic & Offshore Supplies

AOEG Elbow

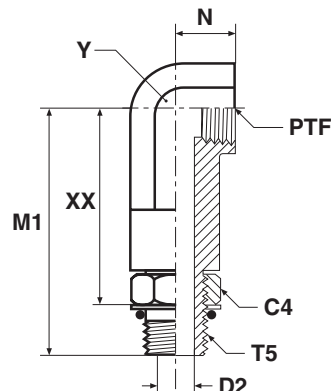
Male UN/UNF thread O-ring (ISO 11926) / Female NPTF thread (SAE 476)



| Thread UN/UNF-2A T5 | Thread NPTF/NPTF PTF | C4 mm | D2 mm | M mm | N mm | XX mm | Y mm | Weight (steel) g/1 piece | Adapter Steel | PN (bar) |
|---------------------------|----------------------------|----------|----------|---------|---------|----------|---------|--------------------------------|----------------------|-------------|
| 3/4-16 | 3/8-18 | 22 | 10 | 37 | 16 | 25 | 22 | 100 | 8-3/8 AOEG-S | 310 |
| 7/8-14 | 1/2-14 | 25 | 12 | 46 | 19 | 32 | 27 | 172 | 10-1/2 AOEG-S | 210 |
| 1 1/16-12 | 3/4-14 | 32 | 16 | 51 | 21 | 34 | 33 | 274 | 12-3/4 AOEG-S | 210 |
| 1 5/16-12 | 1-11 1/2 | 38 | 21 | 57 | 25 | 41 | 41 | 471 | 16-1 AOEG-S | 125 |

AOE4G Extra long elbow

Male UN/UNF thread O-ring (ISO 11926) / Female NPTF thread (SAE 476)



| Thread UN/UNF-2A T5 | Thread NPTF/NPTF PTF | C4 mm | D2 mm | M1 mm | N mm | XX mm | Y mm | Weight (steel) g/1 piece | Adapter Steel | PN (bar) |
|---------------------------|----------------------------|----------|----------|----------|---------|----------|---------|--------------------------------|-----------------------|-------------|
| 3/4-16 | 3/8-18 | 22 | 10 | 75 | 16 | 62 | 22 | 176 | 8-3/8 AOE4G-S | 310 |
| 7/8-14 | 1/2-14 | 25 | 12 | 90 | 19 | 76 | 27 | 246 | 10-1/2 AOE4G-S | 210 |
| 1 1/16-12 | 3/4-14 | 32 | 16 | 103 | 21 | 87 | 33 | 356 | 12-3/4 AOE4G-S | 210 |
| 1 5/16-12 | 1-11 1/2 | 38 | 21 | 118 | 25 | 101 | 41 | 956 | 16-1 AOE4G-S | 125 |

Parker Adapter are delivered with NBR elastomeric seals as standard. For more details on other seal materials see page N61.

Order codes shown are part of our current manufacturing programme.

Imperial and metric parts may vary in hexagon dimensions.

$$\frac{\text{PN (bar)}}{10} = \text{PN (MPa)}$$

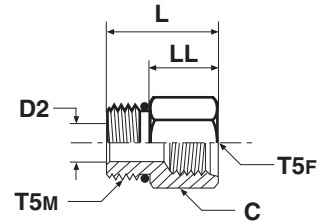
Pressure ratings – PN shown, apply to the Steel version of the product.



Hydraulic & Offshore Supplies

F5OG5 Thread reducer / Expander

Male UN/UNF threads – O-ring (ISO 11926)
SAE 090136



| Thread UN/UNF-2A T5M | Thread UN/UNF-2B T5F | C mm | D2 mm | L mm | LL mm | Weight (steel) g/1 piece | Adapter Steel | Adapter Stainless Steel | PN (bar) | |
|----------------------------|----------------------------|---------|----------|---------|----------|--------------------------------|------------------|----------------------------|----------|-----|
| | | | | | | | | | S | SS |
| 7/16-20 | 7/16-20 | 18 | 4 | 27 | 18 | 42 | 4-4 F5OG5-S | 4-4 F5OG5-SS | 500 | 315 |
| 7/16-20 | 9/16-18 | 21 | 4 | 30 | 20 | 49 | 4-6 F5OG5-S | 4-6 F5OG5-SS | 420 | 315 |
| 9/16-18 | 7/16-20 | 18 | 8 | 26 | 16 | 30 | 6-4 F5OG5-S | 6-4 F5OG5-SS | 500 | 315 |
| 9/16-18 | 3/4-16 | 27 | 8 | 35 | 26 | 64 | 6-8 F5OG5-S | 6-8 F5OG5-SS | 420 | 280 |
| 3/4-16 | 9/16-18 | 22 | 10 | 29 | 18 | 93 | 8-6 F5OG5-S | 8-6 F5OG5-SS | 420 | 315 |
| 3/4-16 | 7/8-14 | 29 | 10 | 40 | 29 | 73 | 8-10 F5OG5-S | 8-10 F5OG5-SS | 310 | 210 |
| 7/8-14 | 9/16-18 | 25 | 12 | 32 | 19 | 73 | 10-6 F5OG5-S | 10-6 F5OG5-SS | 420 | 350 |
| 7/8-14 | 3/4-16 | 25 | 12 | 33 | 21 | 75 | 10-8 F5OG5-S | 10-8 F5OG5-SS | 310 | 280 |
| 7/8-14 | 1 1/16-12 | 35 | 12 | 43 | 30 | 209 | 10-12 F5OG5-S | 10-12 F5OG5-SS | 310 | 245 |
| 1 1/16-12 | 3/4-16 | 32 | 16 | 37 | 22 | 114 | 12-8 F5OG5-S | 12-8 F5OG5-SS | 420 | 315 |
| 1 1/16-12 | 7/8-14 | 32 | 16 | 39 | 24 | 150 | 12-10 F5OG5-S | 12-10 F5OG5-SS | 350 | 210 |
| 1 1/16-12 | 1 5/16-12 | 41 | 16 | 48 | 33 | 170 | 12-16 F5OG5-S | 12-16 F5OG5-SS | 240 | 140 |
| 1 5/16-12 | 3/4-16 | 38 | 19 | 25 | 10 | 159 | 16-8 F5OG5-S | 16-8 F5OG5-SS | 310 | 310 |
| 1 5/16-12 | 7/8-14 | 38 | 20 | 25 | 10 | 240 | 16-10 F5OG5-S | 16-10 F5OG5-SS | 310 | 245 |
| 1 5/16-12 | 1 1/16-12 | 38 | 22 | 45 | 29 | 259 | 16-12 F5OG5-S | 16-12 F5OG5-SS | 310 | 245 |
| 1 5/16-12 | 1 5/8-12 | 54 | 22 | 50 | 35 | 280 | 16-20 F5OG5-S | 16-20 F5OG5-SS | 210 | 175 |
| 1 5/8-12 | 1 1/16-12 | 48 | 27 | 25 | 10 | 249 | 20-12 F5OG5-S | 20-12 F5OG5-SS | 280 | 210 |
| 1 5/8-12 | 1 5/16-12 | 48 | 27 | 44 | 29 | 249 | 20-16 F5OG5-S | 20-16 F5OG5-SS | 280 | 140 |
| 1 7/8-12 | 1 1/16-12 | 54 | 32 | 25 | 10 | 263 | 24-12 F5OG5-S | 24-12 F5OG5-SS | 210 | 140 |
| 1 7/8-12 | 1 5/16-12 | 54 | 32 | 25 | 10 | 268 | 24-16 F5OG5-S | 24-16 F5OG5-SS | 210 | 140 |
| 1 7/8-12 | 1 5/8-12 | 54 | 33 | 45 | 29 | 272 | 24-20 F5OG5-S | 24-20 F5OG5-SS | 210 | 140 |

Parker Adapter are delivered with NBR elastomeric seals as standard. For more details on other seal materials see page N61.

Order codes shown are part of our current manufacturing programme.

Imperial and metric parts may vary in hexagon dimensions.

$$\frac{\text{PN (bar)}}{10} = \text{PN (MPa)}$$

Pressure ratings – PN shown, apply to the Steel and Stainless Steel versions of the product.

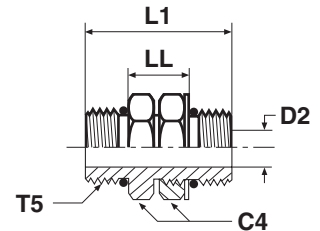




Hydraulic & Offshore Supplies

F5OHAO Straight thread union

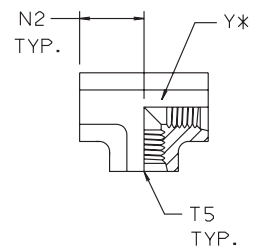
Male UN/UNF threads – O-ring (ISO 11926)



| Thread UN/UNF-2A T5 | C4 mm | D2 mm | L1 mm | LL mm | Weight (steel) g/1 piece | Adapter Steel | Adapter Stainless Steel | PN (bar) | |
|---------------------------|----------|----------|----------|----------|--------------------------------|--------------------|----------------------------|----------|-----|
| | | | | | | | | S | SS |
| 7/16-20 | 14 | 5 | 31 | 12 | 25 | 4 F5OHAO-S | 4 F5OHAO-SS | 350 | 350 |
| 9/16-18 | 18 | 8 | 36 | 15 | 52 | 6 F5OHAO-S | 6 F5OHAO-SS | 350 | 350 |
| 3/4-16 | 22 | 11 | 40 | 16 | 76 | 8 F5OHAO-S | 8 F5OHAO-SS | 350 | 350 |
| 7/8-14 | 25 | 12 | 46 | 19 | 118 | 10 F5OHAO-S | 10 F5OHAO-SS | 310 | 310 |
| 1 1/16-12 | 32 | 17 | 54 | 23 | 213 | 12 F5OHAO-S | 12 F5OHAO-SS | 280 | 280 |
| 1 5/16-12 | 41 | 22 | 54 | 23 | 235 | 16 F5OHAO-S | 16 F5OHAO-SS | 210 | 210 |
| 1 5/8-12 | 48 | 28 | 54 | 23 | 367 | 20 F5OHAO-S | 20 F5OHAO-SS | 170 | 170 |
| 1 7/8-12 | 54 | 34 | 54 | 23 | 538 | 24 F5OHAO-S | 24 F5OHAO-SS | 140 | 140 |

G5G5JG5 Female straight thread tee

Female UN/UNF threads – all 3 ends



| Thread UN/UNF-2B T5 | N2 mm | Y mm | Weight (steel) g/1 piece | Adapter Steel | PN (bar) |
|---------------------------|----------|---------|--------------------------------|---------------------|-------------|
| 7/16-20 | 19 | 19 | 68 | 4 G5G5JG5-S | 350 |
| 9/16-18 | 22 | 19 | 47 | 6 G5G5JG5-S | 350 |
| 3/4-16 | 26 | 27 | 228 | 8 G5G5JG5-S | 350 |
| 7/8-14 | 30 | 27 | 228 | 10 G5G5JG5-S | 310 |

Parker Adapter are delivered with NBR elastomeric seals as standard. For more details on other seal materials see page N61.

Order codes shown are part of our current manufacturing programme.

Imperial and metric parts may vary in hexagon dimensions.

$$\frac{\text{PN (bar)}}{10} = \text{PN (MPa)}$$

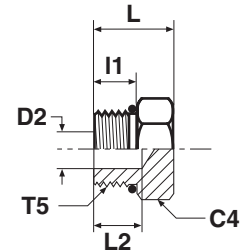
Pressure ratings – PN shown, apply to the Steel and Stainless Steel versions of the product.



Hydraulic & Offshore Supplies

P5ONM Hexagon head plug

Male UN/UNF thread – O-ring (ISO 11926)
SAE 090109A



| Thread UN/UNF-2A T5 | C4 mm | D2 mm | l1 mm | L mm | L2 mm | Weight (steel) g/1 piece | Adapter Steel | Adapter Stainless Steel | PN (bar) | |
|---------------------------|----------|----------|----------|---------|----------|--------------------------------|------------------|----------------------------|----------|-----|
| | | | | | | | | | S | SS |
| 5/16-24 | 11 | 2 | 8 | 16 | 10 | 7 | 2 P5ON-S | 2P5ONMSS | 420 | 420 |
| 3/8-24 | 13 | 3 | 8 | 16 | 9 | 9 | 3 P5ON-S | 3P5ONMSS | 420 | 420 |
| 7/16-20 | 14 | 5 | 9 | 17 | 10 | 13 | 4 P5ON-S | 4P5ONMSS | 420 | 420 |
| 1/2-20 | 16 | 6 | 9 | 17 | 10 | 19 | 5 P5ON-S | 5P5ONMSS | 420 | 420 |
| 9/16-18 | 18 | 8 | 10 | 19 | 11 | 22 | 6 P5ON-S | 6P5ONMSS | 420 | 420 |
| 3/4-16 | 22 | 11 | 11 | 20 | 11 | 44 | 8 P5ON-S | 8P5ONMSS | 420 | 420 |
| 7/8-14 | 25 | 13 | 13 | 24 | 12 | 53 | 10 P5ON-S | 10P5ONMSS | 420 | 420 |
| 1 1/16-12 | 32 | 17 | 15 | 28 | 15 | 117 | 12 P5ON-S | 12P5ONMSS | 420 | 420 |
| 1 3/16-12 | 35 | 18 | 15 | 28 | 14 | 124 | 14 P5ON-S | 14P5ONMSS | 380 | 380 |
| 1 5/16-12 | 38 | 22 | 15 | 29 | 13 | 141 | 16 P5ON-S | 16P5ONMSS | 380 | 380 |
| 1 5/8-12 | 48 | 28 | 15 | 31 | 10 | 284 | 20 P5ON-S | 20P5ONMSS | 280 | 280 |
| 1 7/8-12 | 54 | 34 | 15 | 32 | 9 | 447 | 24 P5ON-S | 24P5ONMSS | 210 | 210 |
| 2 1/2-12 | 70 | 46 | 15 | 37 | 3 | 807 | 32 P5ON-S | 32P5ONMSS | 140 | 140 |

Parker Adapter are delivered with NBR elastomeric seals as standard. For more details on other seal materials see page N61.

Order codes shown are part of our current manufacturing programme.

Imperial and metric parts may vary in hexagon dimensions.

$$\frac{\text{PN (bar)}}{10} = \text{PN (MPa)}$$

Pressure ratings – PN shown, apply to the Steel and Stainless Steel versions of the product.

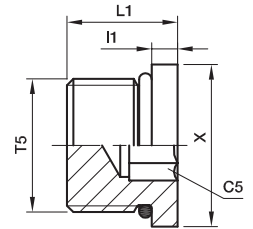
N



Hydraulic & Offshore Supplies

HP50N Hexagon socket plug

Male UN/UNF thread – O-ring (ISO 11926)
SAE 090109B



| Thread UN/UNF-2A T5 | C5 mm | l1 mm | L1 mm | X mm | Weight (steel) g/1 piece | Adapter Steel | Adapter Stainless Steel | PN (bar) | |
|---------------------------|----------|----------|----------|---------|--------------------------------|-------------------|----------------------------|----------|-----|
| | | | | | | | | S | SS |
| 3/8-24 | 1/8 | 3 | 10 | 13 | 5 | 3 HP50N-S | 3 HP50N-SS | 420 | 420 |
| 7/16-20 | 3/16 | 3 | 12 | 14 | 7 | 4 HP50N-S | 4 HP50N-SS | 420 | 420 |
| 1/2-20 | 3/16 | 3 | 12 | 16 | 10 | 5 HP50N-S | 5 HP50N-SS | 420 | 420 |
| 9/16-18 | 1/4 | 3 | 13 | 18 | 12 | 6 HP50N-S | 6 HP50N-SS | 420 | 420 |
| 3/4-16 | 5/16 | 4 | 15 | 22 | 26 | 8 HP50N-S | 8 HP50N-SS | 420 | 420 |
| 7/8-14 | 3/8 | 4 | 16 | 25 | 39 | 10 HP50N-S | 10 HP50N-SS | 420 | 420 |
| 1 1/16-12 | 9/16 | 5 | 19 | 32 | 64 | 12 HP50N-S | 12 HP50N-SS | 420 | 420 |
| 1 3/16-12 | 9/16 | 5 | 19 | 35 | 85 | 14 HP50N-S | 14 HP50N-SS | 380 | 380 |
| 1 5/16-12 | 5/8 | 5 | 19 | 38 | 103 | 16 HP50N-S | 16 HP50N-SS | 380 | 380 |
| 1 5/8-12 | 3/4 | 5 | 19 | 48 | 165 | 20 HP50N-S | 20 HP50N-SS | 280 | 280 |
| 1 7/8-12 | 3/4 | 5 | 20 | 54 | 238 | 24 HP50N-S | 24 HP50N-SS | 210 | 210 |

Parker Adapter are delivered with NBR elastomeric seals as standard. For more details on other seal materials see page N61.

Order codes shown are part of our current manufacturing programme.

Imperial and metric parts may vary in hexagon dimensions.

$$\frac{\text{PN (bar)}}{10} = \text{PN (MPa)}$$

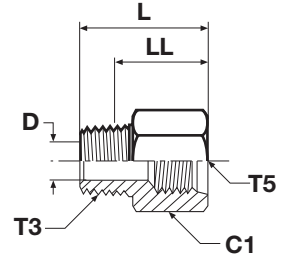
Pressure ratings – PN shown, apply to the Steel and Stainless Steel versions of the product.



Hydraulic & Offshore Supplies

F3HMG5 Male female thread adapter

Male BSPT thread (ISO 7) / Female UN/UNF thread – O-ring (ISO 11926-1)



| Thread BSPT T3 | Thread UN/UNF-2B T5 | C1 mm | D mm | L mm | LL mm | Weight (steel) g/1 piece | Adapter Steel | Adapter Stainless Steel | PN (bar) | |
|----------------------|---------------------------|----------|---------|---------|----------|--------------------------------|---------------------|----------------------------|----------|-----|
| | | | | | | | | | S | SS |
| 1/8-28 | 7/16-20 | 18 | 5 | 28 | 22 | 27 | 1/8-4F3HG5S | 1/8-4F3HMG5SS | 350 | 350 |
| 1/8-28 | 1/2-20 | 19 | 5 | 28 | 22 | 32 | 1/8-5F3HG5S | 1/8-5F3HMG5SS | 350 | 350 |
| 1/4-19 | 9/16-18 | 21 | 7 | 35 | 26 | 45 | 1/4-6F3HG5S | 1/4-6F3HMG5SS | 350 | 350 |
| 3/8-19 | 3/4-16 | 25 | 10 | 37 | 28 | 73 | 3/8-8F3HG5S | 3/8-8F3HMG5SS | 315 | 315 |
| 1/2-14 | 7/8-14 | 29 | 14 | 45 | 34 | 111 | 1/2-10F3HG5S | 1/2-10F3HMG5SS | 210 | 210 |
| 3/4-14 | 1 1/16-12 | 35 | 18 | 49 | 36 | 177 | 3/4-12F3HG5S | 3/4-12F3HMG5SS | 210 | 210 |
| 1-11 | 1 5/16-12 | 41 | 24 | 54 | 39 | 272 | 1-16F3HG5S | 1-16F3HMG5SS | 120 | 120 |

Order codes shown are part of our current manufacturing programme.

Imperial and metric parts may vary in hexagon dimensions.

$$\frac{\text{PN (bar)}}{10} = \text{PN (MPa)}$$

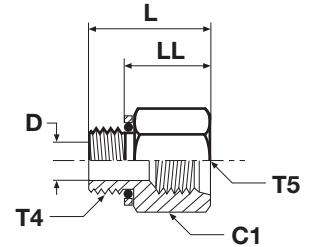
Pressure ratings – PN shown, apply to Steel and Stainless Steel versions of the product.



Hydraulic & Offshore Supplies

F4OHMG5 Male female thread adapter

Male BSPP thread O-ring + retaining ring (ISO 1179) /
 Female UN/UNF thread – O-ring (ISO 11926-1)



| Thread BSPP T4 | Thread UN/UNF-2B T5 | C1 mm | D mm | L mm | LL mm | Weight (steel) g/1 piece | Adapter Steel | Adapter Stainless Steel | PN (bar) | |
|----------------------|---------------------------|----------|---------|---------|----------|--------------------------------|------------------------|----------------------------|----------|-----|
| | | | | | | | | | S | SS |
| 1/8-28 | 7/16-20 | 18 | 4 | 25 | 19 | 27 | 1/8-4F4OHG5S | 1/8-4F4OHMG5SS | 350 | 315 |
| 1/4-19 | 9/16-18 | 21 | 8 | 32 | 23 | 45 | 1/4-6F4OHG5S | 1/4-6F4OHMG5SS | 350 | 315 |
| 3/8-19 | 9/16-18 | 22 | 8 | 32 | 23 | 70 | 3/8-6F4OHG5S | 3/8-6F4OHMG5SS | 350 | 315 |
| 3/8-19 | 3/4-16 | 25 | 10 | 34 | 25 | 73 | 3/8-8F4OHG5S | 3/8-8F4OHMG5SS | 350 | 280 |
| 1/2-14 | 7/8-14 | 29 | 12 | 41 | 29 | 111 | 1/2-10F4OHG5S | 1/2-10F4OHMG5SS | 240 | 240 |
| 3/4-14 | 1 1/16-12 | 35 | 16 | 44 | 33 | 177 | 3/4-12F4OHG5S | 3/4-12F4OHMG5SS | 240 | 240 |
| 1-11 | 1 5/16-12 | 45 | 21 | 49 | 34 | 272 | 1-16F4OHG5S | 1-16F4OHMG5SS | 240 | 210 |
| 1 1/4-11 | 1 5/8-12 | 51 | 27 | 48 | 35 | 320 | 1 1/4-20F4OHG5S | 1 1/4-20F4OHMG5SS | 140 | 140 |

Parker Adapter are delivered with NBR elastomeric seals as standard. For more details on other seal materials see page N61.

Order codes shown are part of our current manufacturing programme.

Imperial and metric parts may vary in hexagon dimensions.

$$\frac{\text{PN (bar)}}{10} = \text{PN (MPa)}$$

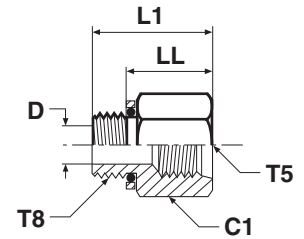
Pressure ratings – PN shown, apply to the Steel and Stainless Steel versions of the product.



Hydraulic & Offshore Supplies

F8OHG5 Male female thread adapter

Male metric thread O-ring + retaining ring / Female UN/UNF thread – O-ring (ISO 11926-1)



| Thread Metric T8 | Thread UN/UNF-2B T5 | C1 mm | D mm | L1 mm | LL mm | Weight (steel) g/1 piece | Adapter Steel | Adapter Stainless Steel | PN (bar) | |
|------------------------|---------------------------|----------|---------|----------|----------|--------------------------------|----------------------|----------------------------|----------|-----|
| | | | | | | | | | S | SS |
| M10×1 | 7/16-20 | 18 | 4 | 27 | 20 | 27 | M10-4F8OHG5S | M10-4F8OHG5SS | 350 | 315 |
| M14×1.5 | 9/16-18 | 21 | 7 | 30 | 23 | 45 | M14-6F8OHG5S | M14-6F8OHG5SS | 350 | 315 |
| M16×1.5 | 3/4-16 | 25 | 9 | 33 | 24 | 73 | M16-8F8OHG5S | M16-8F8OHG5SS | 350 | 280 |
| M22×1.5 | 7/8-14 | 29 | 13 | 38 | 26 | 111 | M22-10F8OHG5S | M22-10F8OHG5SS | 240 | 210 |
| M27×2 | 1 1/16-12 | 32 | 16 | 48 | 34 | 170 | M27-12F8OHG5S | M27-12F8OHG5SS | 240 | 210 |
| M33×2 | 1 5/16-12 | 41 | 22 | 49 | 35 | 250 | M33-16F8OHG5S | M33-16F8OHG5SS | 140 | 140 |
| M42×2 | 1 5/8-12 | 51 | 28 | 49 | 34 | 320 | M42-20F8OHG5S | M42-20F8OHG5SS | 140 | 140 |

Parker Adapter are delivered with NBR elastomeric seals as standard. For more details on other seal materials see page N61.

Order codes shown are part of our current manufacturing programme.

Imperial and metric parts may vary in hexagon dimensions.

$$\frac{\text{PN (bar)}}{10} = \text{PN (MPa)}$$

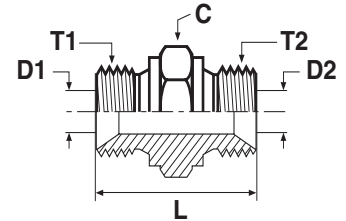
Pressure ratings – PN shown, apply to the Steel and Stainless Steel versions of the product.



Hydraulic & Offshore Supplies

HMK4 Union

BSPP 60° Cone end (ISO 8434-6)



| Thread BSPP T1 | Thread BSPP T2 | C mm | D1 mm | D2 mm | L mm | Weight (steel) g/1 piece | Adapter Steel | Adapter Stainless Steel | PN (bar) | |
|----------------------|----------------------|---------|----------|----------|---------|--------------------------------|-------------------|----------------------------|----------|-----|
| | | | | | | | | | S | SS |
| 1/8 | 1/8 | 14 | 4 | 4 | 24 | 15 | 2HMK4S | 2HMK4SS | 350 | 350 |
| 1/4 | 1/8 | 19 | 5 | 4 | 28 | 29 | 4-2HMK4S | 4-2HMK4SS | 350 | 350 |
| 1/4 | 1/4 | 19 | 5 | 5 | 32 | 35 | 4HMK4S | 4HMK4SS | 350 | 350 |
| 3/8 | 1/4 | 22 | 8 | 5 | 33 | 46 | 6-4HMK4S | 6-4HMK4SS | 350 | 350 |
| 3/8 | 3/8 | 22 | 8 | 8 | 35 | 51 | 6HMK4S | 6HMK4SS | 350 | 350 |
| 1/2 | 1/4 | 27 | 11 | 5 | 37 | 70 | 8-4HMK4S | 8-4HMK4SS | 200 | 200 |
| 1/2 | 3/8 | 27 | 11 | 8 | 38 | 76 | 8-6HMK4S | 8-6HMK4SS | 200 | 200 |
| 1/2 | 1/2 | 27 | 11 | 11 | 41 | 85 | 8HMK4S | 8HMK4SS | 200 | 200 |
| 5/8 | 1/2 | 30 | 14 | 11 | 43 | 106 | 10-8HMK4S | 10-8HMK4SS | 200 | 200 |
| 5/8 | 5/8 | 30 | 14 | 14 | 45 | 112 | 10HMK4S | 10HMK4SS | 200 | 200 |
| 3/4 | 1/4 | 32 | 17 | 5 | 39 | 92 | 12-4HMK4S | 12-4HMK4SS | 200 | 200 |
| 3/4 | 3/8 | 32 | 17 | 8 | 41 | 107 | 12-6HMK4S | 12-6HMK4SS | 200 | 200 |
| 3/4 | 1/2 | 32 | 17 | 11 | 43 | 111 | 12-8HMK4S | 12-8HMK4SS | 200 | 200 |
| 3/4 | 5/8 | 32 | 17 | 14 | 45 | 106 | 12-10HMK4S | 12-10HMK4SS | 200 | 200 |
| 3/4 | 3/4 | 32 | 17 | 17 | 45 | 124 | 12HMK4S | 12HMK4SS | 200 | 200 |
| 1 | 1/2 | 41 | 22 | 11 | 47 | 175 | 16-8HMK4S | 16-8HMK4SS | 120 | 120 |
| 1 | 5/8 | 41 | 22 | 14 | 49 | 188 | 16-10HMK4S | 16-10HMK4SS | 120 | 120 |
| 1 | 3/4 | 41 | 22 | 17 | 49 | 190 | 16-12HMK4S | 16-12HMK4SS | 120 | 120 |
| 1 | 1 | 41 | 22 | 22 | 52 | 199 | 16HMK4S | 16HMK4SS | 120 | 120 |
| 1 1/4 | 3/4 | 50 | 29 | 17 | 57 | 259 | 20-12HMK4S | 20-12HMK4SS | 105 | 105 |
| 1 1/4 | 1 | 50 | 29 | 22 | 60 | 383 | 20-16HMK4S | 20-16HMK4SS | 105 | 105 |
| 1 1/4 | 1 1/4 | 50 | 29 | 29 | 61 | 405 | 20HMK4S | 20HMK4SS | 105 | 105 |
| 1 1/2 | 1 | 55 | 33 | 22 | 64 | 417 | 24-16HMK4S | 24-16HMK4SS | 105 | 105 |
| 1 1/2 | 1 1/4 | 55 | 33 | 29 | 65 | 410 | 24-20HMK4S | 24-20HMK4SS | 105 | 105 |
| 1 1/2 | 1 1/2 | 55 | 33 | 33 | 67 | 534 | 24HMK4S | 24HMK4SS | 105 | 105 |
| 2 | 1 1/2 | 70 | 46 | 33 | 73 | 660 | 32-24HMK4S | 32-24HMK4SS | 70 | 70 |
| 2 | 2 | 70 | 46 | 46 | 76 | 719 | 32HMK4S | 32HMK4SS | 70 | 70 |

Order codes shown are part of our current manufacturing programme.

Imperial and metric parts may vary in hexagon dimensions.

$$\frac{\text{PN (bar)}}{10} = \text{PN (MPa)}$$

Pressure ratings – PN shown, apply to Steel and Stainless Steel versions of the product.

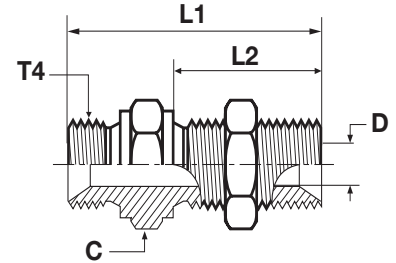


Hydraulic & Offshore Supplies

WMK4WL4NM Bulkhead union

BSPP 60° Cone end (ISO 8434-6)

*Supplied with locknut



| Thread BSPP T4 | L1 mm | L2 mm | C mm | D mm | Weight (steel) g/1 piece | Adapter Steel | Adapter Stainless Steel | PN (bar) | |
|----------------------|----------|----------|---------|---------|--------------------------------|---------------------|----------------------------|----------|-----|
| | | | | | | | | S | SS |
| 1/4 | 49 | 28 | 19 | 5 | 57 | 4WMK4WL4NMS | 4WMK4WL4NMSS | 350 | 350 |
| 3/8 | 55 | 32 | 22 | 8 | 84 | 6WMK4WL4NMS | 6WMK4WL4NMSS | 350 | 350 |
| 1/2 | 62 | 35 | 27 | 11 | 122 | 8WMK4WL4NMS | 8WMK4WL4NMSS | 200 | 200 |
| 5/8 | 64 | 35 | 30 | 14 | 146 | 10WMK4WL4NMS | 10WMK4WL4NMSS | 200 | 200 |
| 3/4 | 67 | 38 | 32 | 17 | 209 | 12WMK4WL4NMS | 12WMK4WL4NMSS | 200 | 200 |
| 1 | 74 | 41 | 41 | 22 | 328 | 16WMK4WL4NMS | 16WMK4WL4NMSS | 120 | 120 |
| 1 1/4 | 85 | 44 | 50 | 29 | 507 | 20WMK4WL4NMS | 20WMK4WL4NMSS | 105 | 105 |
| 1 1/2 | 93 | 48 | 55 | 33 | 609 | 24WMK4WL4NMS | 24WMK4WL4NMSS | 105 | 105 |

Order codes shown are part of our current manufacturing programme.

Imperial and metric parts may vary in hexagon dimensions.

For the version without locknut, please delete "WL4NM" (e.g. 16WMK4)

$$\frac{\text{PN (bar)}}{10} = \text{PN (MPa)}$$

Pressure ratings – PN shown, apply to the Steel and Stainless Steel versions of the product.

N

Maximum bulkhead wall thickness

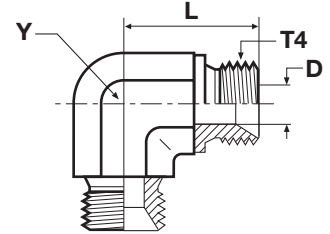
| Thread BSPP | Bulkhead union Max. thickness mm |
|----------------|--|
| 1/4 | 9.5 |
| 3/8 | 12.5 |
| 1/2 | 12.4 |
| 5/8 | 10.8 |
| 3/4 | 13.4 |
| 1 | 10.1 |
| 1 1/4 | 12.1 |
| 1 1/2 | 14.1 |



Hydraulic & Offshore Supplies

EMK4 Union elbow

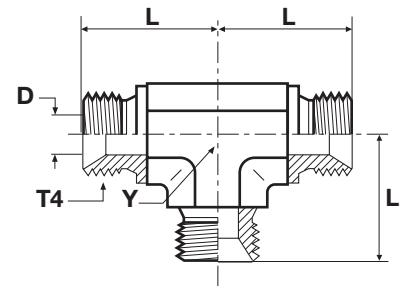
BSPP 60° Cone end (ISO 8434-6)



| Thread BSPP T4 | D mm | L mm | Y mm | Weight (steel) g/1 piece | Adapter Steel | Adapter Stainless Steel | PN (bar) | |
|----------------------|---------|---------|---------|--------------------------------|------------------|----------------------------|----------|-----|
| | | | | | | | S | SS |
| 1/8 | 4 | 17 | 11 | 21 | 2EMK4S | 2EMK4SS | 350 | 350 |
| 1/4 | 5 | 24 | 14 | 45 | 4EMK4S | 4EMK4SS | 350 | 350 |
| 3/8 | 8 | 27 | 19 | 85 | 6EMK4S | 6EMK4SS | 350 | 350 |
| 1/2 | 11 | 32 | 22 | 123 | 8EMK4S | 8EMK4SS | 200 | 200 |
| 5/8 | 14 | 34 | 22 | 109 | 10EMK4S | 10EMK4SS | 200 | 200 |
| 3/4 | 17 | 36 | 27 | 178 | 12EMK4S | 12EMK4SS | 200 | 200 |
| 1 | 22 | 42 | 33 | 288 | 16EMK4S | 16EMK4SS | 120 | 120 |
| 1 1/4 | 29 | 48 | 41 | 512 | 20EMK4S | 20EMK4SS | 105 | 105 |
| 1 1/2 | 33 | 54 | 48 | 824 | 24EMK4S | 24EMK4SS | 105 | 105 |

JMK4 Union tee

BSPP 60° Cone end (ISO 8434-6)



| Thread BSPP T4 | D mm | L mm | Y mm | Weight (steel) g/1 piece | Adapter Steel | Adapter Stainless Steel | PN (bar) | |
|----------------------|---------|---------|---------|--------------------------------|------------------|----------------------------|----------|-----|
| | | | | | | | S | SS |
| 1/8 | 4 | 17 | 11 | 33 | 2JMK4S | 2JMK4SS | 350 | 350 |
| 1/4 | 5 | 24 | 14 | 61 | 4JMK4S | 4JMK4SS | 350 | 350 |
| 3/8 | 8 | 27 | 19 | 105 | 6JMK4S | 6JMK4SS | 350 | 350 |
| 1/2 | 11 | 32 | 22 | 157 | 8JMK4S | 8JMK4SS | 200 | 200 |
| 5/8 | 14 | 34 | 22 | 145 | 10JMK4S | 10JMK4SS | 200 | 200 |
| 3/4 | 17 | 36 | 27 | 258 | 12JMK4S | 12JMK4SS | 200 | 200 |
| 1 | 22 | 42 | 33 | 591 | 16JMK4S | 16JMK4SS | 120 | 120 |
| 1 1/4 | 29 | 48 | 41 | 646 | 20JMK4S | 20JMK4SS | 105 | 105 |
| 1 1/2 | 33 | 54 | 48 | 940 | 24JMK4S | 24JMK4SS | 105 | 105 |

Order codes shown are part of our current manufacturing programme.

Imperial and metric parts may vary in hexagon dimensions.

$$\frac{\text{PN (bar)}}{10} = \text{PN (MPa)}$$

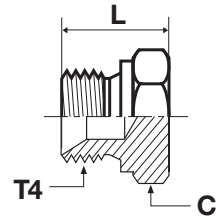
Pressure ratings – PN shown, apply to Steel and Stainless Steel versions of the product.



Hydraulic & Offshore Supplies

PNMK4 Plug

BSPP 60° Cone plug (ISO 8434-6)



| Thread BSPP T4 | C mm | L mm | Weight (steel) g/1 piece | Adapter Steel | Adapter Stainless Steel | PN (bar) | |
|----------------------|---------|---------|--------------------------------|------------------|----------------------------|----------|-----|
| | | | | | | S | SS |
| 1/8 | 14 | 14 | 11 | 2PNMK4S | 2PNMK4SS | 350 | 350 |
| 1/4 | 19 | 19 | 22 | 4PNMK4S | 4PNMK4SS | 350 | 350 |
| 3/8 | 22 | 21 | 38 | 6PNMK4S | 6PNMK4SS | 350 | 350 |
| 1/2 | 27 | 24 | 66 | 8PNMK4S | 8PNMK4SS | 200 | 200 |
| 5/8 | 30 | 27 | 76 | 10PNMK4S | 10PNMK4SS | 200 | 200 |
| 3/4 | 32 | 27 | 106 | 12PNMK4S | 12PNMK4SS | 200 | 200 |
| 1 | 41 | 30 | 170 | 16PNMK4S | 16PNMK4SS | 120 | 120 |
| 1 1/4 | 50 | 39 | 316 | 20PNMK4S | 20PNMK4SS | 105 | 105 |
| 1 1/2 | 55 | 43 | 386 | 24PNMK4S | 24PNMK4SS | 105 | 105 |
| 2 | 70 | 48 | 650 | 32PNMK4S | 32PNMK4SS | 70 | 70 |

Order codes shown are part of our current manufacturing programme.

Imperial and metric parts may vary in hexagon dimensions.

$$\frac{\text{PN (bar)}}{10} = \text{PN (MPa)}$$

Pressure ratings – PN shown, apply to Steel and Stainless Steel versions of the product.

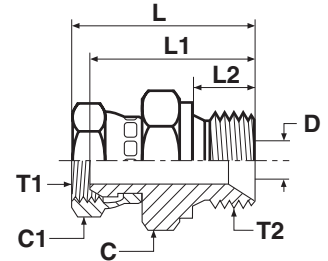
N



Hydraulic & Offshore Supplies

F6MK4 Swivel male stud

BSPP 60° cone end (ISO 8434-6) / BSPP 60° Female swivel end (ISO 8434-6)



| Thread BSPP T1 | Thread BSPP T2 | C mm | C1 mm | D mm | L mm | L1 mm | L2 mm | Weight (steel) g/1 piece | Adapter Steel | Adapter Stainless Steel | PN (bar) | |
|----------------------|----------------------|---------|----------|---------|---------|----------|----------|--------------------------------|------------------|----------------------------|----------|-----|
| | | | | | | | | | | | S | SS |
| 1/4 | 1/4 | 19 | 19 | 5 | 37 | 31 | 11 | 44 | 4-4F6MK4S | 4-4F6MK4SS | 350 | 350 |
| 1/4 | 3/8 | 22 | 19 | 5 | 39 | 33 | 12 | 61 | 4-6F6MK4S | 4-6F6MK4SS | 350 | 350 |
| 1/4 | 1/2 | 27 | 19 | 5 | 42 | 36 | 14 | 75 | 4-8F6MK4S | 4-8F6MK4SS | 200 | 200 |
| 3/8 | 1/4 | 19 | 22 | 5 | 38 | 32 | 11 | 59 | 6-4F6MK4S | 6-4F6MK4SS | 350 | 350 |
| 3/8 | 3/8 | 22 | 22 | 8 | 40 | 34 | 12 | 71 | 6-6F6MK4S | 6-6F6MK4SS | 350 | 350 |
| 3/8 | 1/2 | 27 | 22 | 8 | 44 | 37 | 14 | 92 | 6-8F6MK4S | 6-8F6MK4SS | 200 | 200 |
| 1/2 | 3/8 | 22 | 27 | 8 | 44 | 37 | 12 | 102 | 8-6F6MK4S | 8-6F6MK4SS | 200 | 200 |
| 1/2 | 1/2 | 27 | 27 | 11 | 46 | 39 | 14 | 143 | 8-8F6MK4S | 8-8F6MK4SS | 200 | 200 |
| 1/2 | 3/4 | 32 | 27 | 11 | 50 | 42 | 16 | 157 | 8-12F6MK4S | 8-12F6MK4SS | 200 | 200 |
| 3/4 | 1/2 | 27 | 32 | 11 | 47 | 39 | 14 | 171 | 12-8F6MK4S | 12-8F6MK4SS | 200 | 200 |
| 3/4 | 3/4 | 32 | 32 | 17 | 50 | 41 | 16 | 165 | 12-12F6MK4S | 12-12F6MK4SS | 200 | 200 |
| 3/4 | 1 | 41 | 32 | 17 | 55 | 45 | 19 | 261 | 12-16F6MK4S | 12-16F6MK4SS | 120 | 120 |
| 1 | 1 | 41 | 41 | 22 | 57 | 46 | 19 | 300 | 16-16F6MK4S | 16-16F6MK4SS | 120 | 120 |

Order codes shown are part of our current manufacturing programme.

Imperial and metric parts may vary in hexagon dimensions.

$\frac{\text{PN (bar)}}{10} = \text{PN (MPa)}$

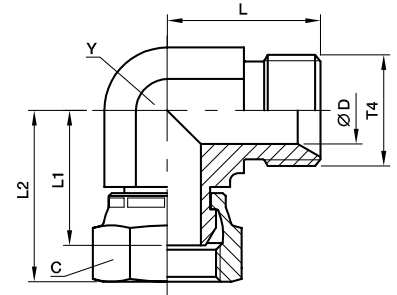
Pressure ratings – PN shown, apply to Steel and Stainless Steel versions of the product.



Hydraulic & Offshore Supplies

C6MK4 Swivel nut elbow

BSPP 60° cone end (ISO 8434-6) / BSPP 60° Female swivel end (ISO 8434-6)



| Thread BSPP T4 | C mm | D mm | L mm | L1 mm | L2 mm | Y mm | Weight (steel) g/1 piece | Adapter Steel | Adapter Stainless Steel | PN (bar) | |
|----------------------|---------|---------|---------|----------|----------|---------|--------------------------------|------------------|----------------------------|----------|-----|
| | | | | | | | | | | S | SS |
| 1/8 | 14 | 4 | 17 | 18 | 22 | 11 | 26 | 2C6MK4S | 2C6MK4SS | 350 | 350 |
| 1/4 | 19 | 5 | 24 | 25 | 31 | 14 | 62 | 4C6MK4S | 4C6MK4SS | 350 | 350 |
| 3/8 | 22 | 8 | 27 | 26 | 33 | 19 | 104 | 6C6MK4S | 6C6MK4SS | 350 | 350 |
| 1/2 | 27 | 11 | 32 | 32 | 39 | 22 | 159 | 8C6MK4S | 8C6MK4SS | 200 | 200 |
| 5/8 | 30 | 14 | 34 | 30 | 40 | 22 | 158 | 10C6MK4S | 10C6MK4SS | 200 | 200 |
| 3/4 | 32 | 17 | 36 | 33 | 42 | 27 | 226 | 12C6MK4S | 12C6MK4SS | 200 | 200 |
| 1 | 41 | 22 | 42 | 38 | 49 | 33 | 377 | 16C6MK4S | 16C6MK4SS | 120 | 120 |
| 1 1/4 | 50 | 29 | 48 | 48 | 58 | 41 | 650 | 20C6MK4S | 20C6MK4SS | 105 | 105 |
| 1 1/2 | 60 | 33 | 54 | 50 | 63 | 48 | 999 | 24C6MK4S | 24C6MK4SS | 105 | 105 |

Order codes shown are part of our current manufacturing programme.

Imperial and metric parts may vary in hexagon dimensions.

$$\frac{\text{PN (bar)}}{10} = \text{PN (MPa)}$$

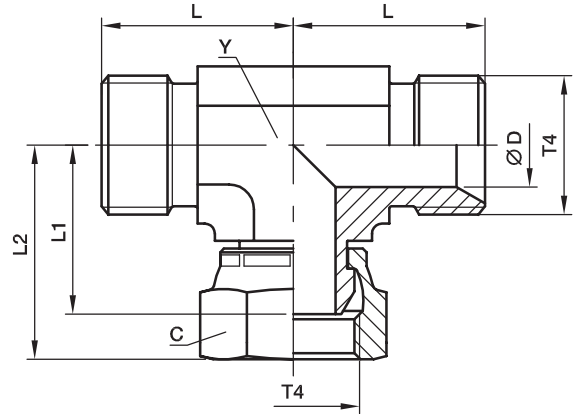
Pressure ratings – PN shown, apply to Steel and Stainless Steel versions of the product.



Hydraulic & Offshore Supplies

S6MK4 Swivel nut branch tee

BSPP 60° Cone ends (ISO 8434-6) / BSPP 60° Female swivel end (ISO 8434-6)



| Thread BSPP T4 | C mm | D mm | L mm | L1 mm | L2 mm | Y mm | Weight (steel) g/1 piece | Adapter Steel | Adapter Stainless Steel | PN (bar) | |
|----------------------|---------|---------|---------|----------|----------|---------|--------------------------------|------------------|----------------------------|----------|-----|
| | | | | | | | | | | S | SS |
| 1/8 | 14 | 4 | 17 | 18 | 22 | 11 | 33 | 2S6MK4S | 2S6MK4SS | 350 | 350 |
| 1/4 | 19 | 5 | 24 | 25 | 31 | 14 | 77 | 4S6MK4S | 4S6MK4SS | 350 | 350 |
| 3/8 | 22 | 8 | 27 | 26 | 32 | 19 | 126 | 6S6MK4S | 6S6MK4SS | 350 | 350 |
| 1/2 | 27 | 11 | 32 | 32 | 39 | 22 | 191 | 8S6MK4S | 8S6MK4SS | 200 | 200 |
| 5/8 | 30 | 14 | 34 | 30 | 40 | 22 | 209 | 10S6MK4S | 10S6MK4SS | 200 | 200 |
| 3/4 | 32 | 17 | 36 | 33 | 42 | 27 | 286 | 12S6MK4S | 12S6MK4SS | 200 | 200 |
| 1 | 41 | 22 | 42 | 38 | 48 | 33 | 493 | 16S6MK4S | 16S6MK4SS | 120 | 120 |
| 1 1/4 | 50 | 29 | 48 | 48 | 58 | 41 | 796 | 20S6MK4S | 20S6MK4SS | 105 | 105 |

Order codes shown are part of our current manufacturing programme.

Imperial and metric parts may vary in hexagon dimensions.

$$\frac{\text{PN (bar)}}{10} = \text{PN (MPa)}$$

Pressure ratings – PN shown, apply to Steel and Stainless Steel versions of the product.

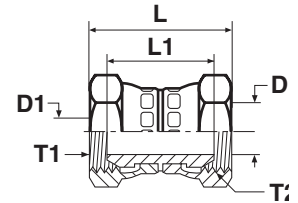
N



Hydraulic & Offshore Supplies

H6MK4 Swivel nut union

BSPP 60° Female swivel ends (ISO 8434-6)



| Thread BSPP T1 | Thread BSPP T2 | D1 mm | D2 mm | L mm | L1 mm | Weight (steel) g/1 piece | Adapter Steel | Adapter Stainless Steel | PN (bar) | |
|----------------------|----------------------|----------|----------|---------|----------|--------------------------------|-------------------|----------------------------|----------|-----|
| | | | | | | | | | S | SS |
| 1/4 | 1/4 | 5 | 5 | 38 | 27 | 50 | 4H6MK4S | 4H6MK4SS | 350 | 350 |
| 3/8 | 1/4 | 8 | 5 | 40 | 28 | 61 | 6-4H6MK4S | 6-4H6MK4SS | 350 | 350 |
| 3/8 | 3/8 | 8 | 8 | 42 | 29 | 73 | 6H6MK4S | 6H6MK4SS | 350 | 350 |
| 1/2 | 1/4 | 11 | 5 | 43 | 30 | 85 | 8-4H6MK4S | 8-4H6MK4SS | 200 | 200 |
| 1/2 | 3/8 | 11 | 8 | 44 | 31 | 96 | 8-6H6MK4S | 8-6H6MK4SS | 200 | 200 |
| 1/2 | 1/2 | 11 | 11 | 47 | 33 | 107 | 8H6MK4S | 8H6MK4SS | 200 | 200 |
| 5/8 | 5/8 | 14 | 14 | 48 | 29 | 130 | 10H6MK4S | 10H6MK4SS | 200 | 200 |
| 3/4 | 1/2 | 17 | 11 | 49 | 33 | 152 | 12-8H6MK4S | 12-8H6MK4SS | 200 | 200 |
| 3/4 | 3/4 | 17 | 17 | 50 | 32 | 167 | 12H6MK4S | 12H6MK4SS | 200 | 200 |
| 1 | 1 | 22 | 22 | 58 | 35 | 201 | 16H6MK4S | 16H6MK4SS | 120 | 120 |
| 1 1/4 | 1 1/4 | 29 | 29 | 66 | 45 | 340 | 20H6MK4S | 20H6MK4SS | 105 | 105 |
| 1 1/2 | 1 1/2 | 33 | 33 | 70 | 43 | 583 | 24H6MK4S | 24H6MK4SS | 105 | 105 |

Order codes shown are part of our current manufacturing programme.

Imperial and metric parts may vary in hexagon dimensions.

$$\frac{\text{PN (bar)}}{10} = \text{PN (MPa)}$$

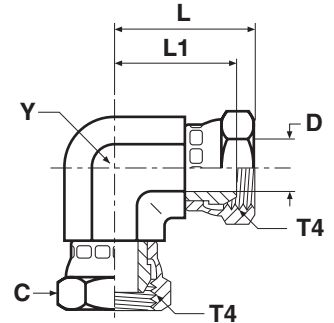
Pressure ratings – PN shown, apply to Steel and Stainless Steel versions of the product.



Hydraulic & Offshore Supplies

E6MK4 Swivel nut elbow

BSPP 60° Female swivel ends (ISO 8434-6)



| Thread BSPP T4 | C mm | D mm | L mm | L1 mm | Y mm | Weight (steel) g/1 piece | Adapter Steel | Adapter Stainless Steel | PN (bar) | |
|----------------------|---------|---------|---------|----------|---------|--------------------------------|------------------|----------------------------|----------|-----|
| | | | | | | | | | S | SS |
| 1/4 | 19 | 5 | 31 | 25 | 14 | 90 | 4E6MK4S | 4E6MK4SS | 350 | 350 |
| 3/8 | 22 | 8 | 33 | 26 | 19 | 127 | 6E6MK4S | 6E6MK4SS | 350 | 350 |
| 1/2 | 27 | 11 | 39 | 32 | 22 | 225 | 8E6MK4S | 8E6MK4SS | 200 | 200 |
| 5/8 | 30 | 14 | 39 | 30 | 22 | 203 | 10E6MK4S | 10E6MK4SS | 200 | 200 |
| 3/4 | 32 | 17 | 42 | 33 | 27 | 263 | 12E6MK4S | 12E6MK4SS | 200 | 200 |
| 1 | 41 | 22 | 49 | 38 | 33 | 667 | 16E6MK4S | 16E6MK4SS | 120 | 120 |
| 1 1/4 | 50 | 29 | 58 | 48 | 41 | 795 | 20E6MK4S | 20E6MK4SS | 105 | 105 |
| 1 1/2 | 60 | 33 | 63 | 50 | 48 | 1219 | 24E6MK4S | 24E6MK4SS | 105 | 105 |

Order codes shown are part of our current manufacturing programme.

Imperial and metric parts may vary in hexagon dimensions.

$$\frac{\text{PN (bar)}}{10} = \text{PN (MPa)}$$

Pressure ratings – PN shown, apply to Steel and Stainless Steel versions of the product.

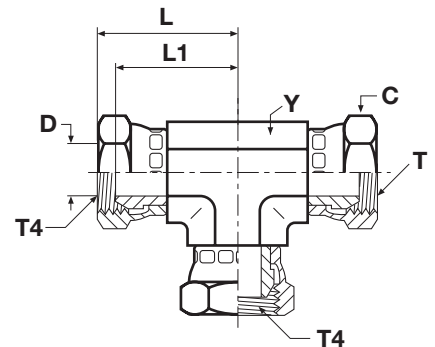
N



Hydraulic & Offshore Supplies

J6MK4 Swivel nut tee

BSPP 60° Female swivel ends (ISO 8434-6)



| Thread BSPP T4 | C mm | D mm | L mm | L1 mm | Y mm | Weight (steel) g/1 piece | Adapter Steel | Adapter Stainless Steel | PN (bar) | |
|----------------------|---------|---------|---------|----------|---------|--------------------------------|------------------|----------------------------|----------|-----|
| | | | | | | | | | S | SS |
| 1/4 | 19 | 5 | 31 | 25 | 14 | 119 | 4J6MK4S | 4J6MK4SS | 350 | 350 |
| 3/8 | 22 | 8 | 36 | 30 | 19 | 195 | 6J6MK4S | 6J6MK4SS | 350 | 350 |
| 1/2 | 27 | 11 | 39 | 32 | 22 | 267 | 8J6MK4S | 8J6MK4SS | 200 | 200 |
| 5/8 | 30 | 14 | 39 | 30 | 22 | 300 | 10J6MK4S | 10J6MK4SS | 200 | 200 |
| 3/4 | 32 | 17 | 42 | 33 | 27 | 398 | 12J6MK4S | 12J6MK4SS | 200 | 200 |
| 1 | 41 | 22 | 49 | 38 | 33 | 620 | 16J6MK4S | 16J6MK4SS | 120 | 120 |
| 1 1/4 | 50 | 29 | 58 | 48 | 41 | 1050 | 20J6MK4S | 20J6MK4SS | 105 | 105 |

Order codes shown are part of our current manufacturing programme.

Imperial and metric parts may vary in hexagon dimensions.

$$\frac{\text{PN (bar)}}{10} = \text{PN (MPa)}$$

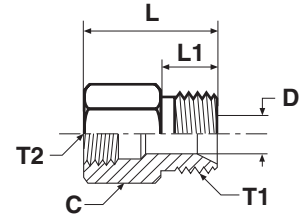
Pressure ratings – PN shown, apply to Steel and Stainless Steel versions of the product.



Hydraulic & Offshore Supplies

G4MK4 Female connector

BSPP 60° Cone end (ISO8434-6) / Female BSPP thread (ISO1179-1)



| Thread BSPP T1 | Thread BSPP T2 | C mm | D mm | L mm | L1 mm | Weight (steel) g/1 piece | Adapter Steel | Adapter Stainless Steel | PN (bar) | |
|----------------------|----------------------|---------|---------|---------|----------|--------------------------------|--------------------|----------------------------|----------|-----|
| | | | | | | | | | S | SS |
| 3/8 | 1/4 | 22 | 8 | 36 | 12 | 74 | 6G4MK4S | 6G4MK4SS | 350 | 350 |
| 1/2 | 1/4 | 27 | 11 | 38 | 14 | 77 | 8-4G4MK4S | 8-4G4MK4SS | 200 | 200 |
| 1/2 | 3/8 | 22 | 11 | 40 | 14 | 102 | 8G4MK4S | 8G4MK4SS | 200 | 200 |
| 3/4 | 1/4 | 32 | 17 | 40 | 16 | 180 | 12-4G4MK4S | 12-4G4MK4SS | 200 | 200 |
| 3/4 | 3/8 | 32 | 17 | 42 | 16 | 167 | 12-6G4MK4S | 12-6G4MK4SS | 200 | 200 |
| 3/4 | 1/2 | 32 | 17 | 48 | 16 | 209 | 12-8G4MK4S | 12-8G4MK4SS | 200 | 200 |
| 1 | 1/4 | 41 | 22 | 43 | 19 | 298 | 16-4G4MK4S | 16-4G4MK4SS | 120 | 120 |
| 1 | 3/8 | 41 | 22 | 45 | 19 | 287 | 16-6G4MK4S | 16-6G4MK4SS | 120 | 120 |
| 1 | 1/2 | 41 | 22 | 51 | 19 | 275 | 16-8G4MK4S | 16-8G4MK4SS | 120 | 120 |
| 1 | 3/4 | 41 | 22 | 52 | 19 | 360 | 16-12G4MK4S | 16-12G4MK4SS | 120 | 120 |

Order codes shown are part of our current manufacturing programme.

Imperial and metric parts may vary in hexagon dimensions.

$$\frac{\text{PN (bar)}}{10} = \text{PN (MPa)}$$

Pressure ratings – PN shown, apply to Steel and Stainless Steel versions of the product.

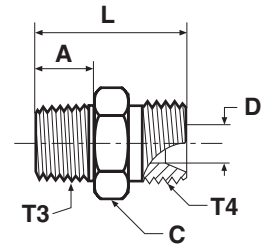
N



Hydraulic & Offshore Supplies

F3MK4 Male stud connector

BSPP 60° Cone end (ISO 8434-6) / Male BSPT thread (ISO 7)



| Thread BSPP T4 | Thread BSPT T3 | A mm | C mm | D mm | L mm | Weight (steel) g/1 piece | Adapter Steel | Adapter Stainless Steel | PN (bar) | |
|----------------------|----------------------|---------|---------|---------|---------|--------------------------------|--------------------|----------------------------|----------|-----|
| | | | | | | | | | S | SS |
| 1/8 | 1/8 | 10 | 14 | 4 | 24 | 15 | 2F3MK4S | 2F3MK4SS | 315 | 315 |
| 1/8 | 1/4 | 15 | 14 | 4 | 29 | 28 | 2-4F3MK4S | 2-4F3MK4SS | 315 | 315 |
| 1/4 | 1/4 | 15 | 19 | 5 | 33 | 31 | 4-4F3MK4S | 4-4F3MK4SS | 315 | 315 |
| 1/4 | 1/8 | 10 | 19 | 5 | 29 | 27 | 4F3MK4S | 4F3MK4SS | 315 | 315 |
| 1/4 | 3/8 | 15 | 19 | 5 | 33 | 44 | 4-6F3MK4S | 4-6F3MK4SS | 315 | 315 |
| 3/8 | 3/8 | 15 | 22 | 8 | 35 | 52 | 6-6F3MK4S | 6-6F3MK4SS | 315 | 315 |
| 3/8 | 1/2 | 19 | 22 | 8 | 40 | 68 | 6-8F3MK4S | 6-8F3MK4SS | 160 | 160 |
| 3/8 | 1/4 | 15 | 22 | 7 | 35 | 48 | 6F3MK4S | 6F3MK4SS | 315 | 315 |
| 1/2 | 1/2 | 19 | 27 | 11 | 43 | 79 | 8-8F3MK4S | 8-8F3MK4SS | 160 | 160 |
| 1/2 | 3/8 | 15 | 27 | 11 | 39 | 68 | 8F3MK4S | 8F3MK4SS | 200 | 200 |
| 5/8 | 1/2 | 19 | 30 | 14 | 46 | 101 | 10F3MK4S | 10F3MK4SS | 200 | 200 |
| 5/8 | 3/4 | 19 | 30 | 14 | 46 | 102 | 10-12F3MK4S | 10-12F3MK4SS | 160 | 160 |
| 3/4 | 1/2 | 19 | 32 | 17 | 46 | 111 | 12-8F3MK4S | 12-8F3MK4SS | 315 | 315 |
| 3/4 | 3/4 | 19 | 32 | 17 | 46 | 126 | 12F3MK4S | 12F3MK4SS | 160 | 160 |
| 3/4 | 1 | 24 | 36 | 17 | 51 | 242 | 12-16F3MK4S | 12-16F3MK4SS | 120 | 120 |
| 1 | 3/4 | 19 | 41 | 22 | 50 | 173 | 16-12F3MK4S | 16-12F3MK4SS | 120 | 120 |
| 1 | 1 | 24 | 41 | 22 | 55 | 219 | 16F3MK4S | 16F3MK4SS | 120 | 120 |
| 1 1/4 | 1 1/4 | 25 | 50 | 29 | 64 | 337 | 20F3MK4S | 20F3MK4SS | 105 | 105 |
| 1 1/2 | 1 1/2 | 26 | 55 | 33 | 69 | 497 | 24F3MK4S | 24F3MK4SS | 105 | 105 |

Order codes shown are part of our current manufacturing programme.

Imperial and metric parts may vary in hexagon dimensions.

$$\frac{\text{PN (bar)}}{10} = \text{PN (MPa)}$$

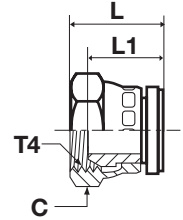
Pressure ratings – PN shown, apply to Steel and Stainless Steel versions of the product.



Hydraulic & Offshore Supplies

FNMK4 Cap

BSPP 60° Cone female swivel cap end



| Thread BSPP T4 | C mm | L mm | L1 mm | Weight (steel) g/1 piece | Adapter Steel | Adapter Stainless Steel | PN (bar) | |
|----------------------|---------|---------|----------|--------------------------------|------------------|----------------------------|----------|-----|
| | | | | | | | S | SS |
| 1/8 | 14 | 15 | 11 | 19 | 2FNMK4S | 2FNMK4SS | 350 | 350 |
| 1/4 | 19 | 20 | 15 | 23 | 4FNMK4S | 4FNMK4SS | 350 | 350 |
| 3/8 | 22 | 22 | 15 | 43 | 6FNMK4S | 6FNMK4SS | 350 | 350 |
| 1/2 | 27 | 22 | 18 | 64 | 8FNMK4S | 8FNMK4SS | 200 | 200 |
| 5/8 | 30 | 25 | 16 | 80 | 10FNMK4S | 10FNMK4SS | 200 | 200 |
| 3/4 | 32 | 26 | 17 | 115 | 12FNMK4S | 12FNMK4SS | 200 | 200 |
| 1 | 41 | 30 | 19 | 154 | 16FNMK4S | 16FNMK4SS | 120 | 120 |
| 1 1/4 | 50 | 34 | 24 | 345 | 20FNMK4S | 20FNMK4SS | 105 | 105 |
| 1 1/2 | 60 | 36 | 23 | 500 | 24FNMK4S | 24FNMK4SS | 105 | 105 |

Order codes shown are part of our current manufacturing programme.

Imperial and metric parts may vary in hexagon dimensions.

$$\frac{\text{PN (bar)}}{10} = \text{PN (MPa)}$$

Pressure ratings – PN shown, apply to Steel and Stainless Steel versions of the product.

N

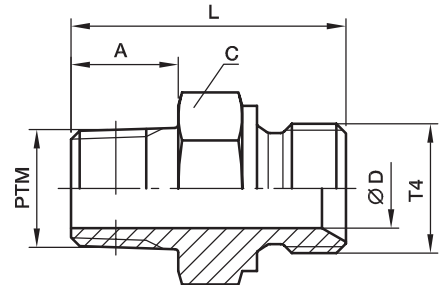


Hydraulic & Offshore Supplies

FMK4 Male stud connector

BSPP 60° Cone end (ISO 8434-6) / Male NPTF* thread (SAE J476)

*Stainless Steel = NPT to prevent galling



| Thread BSPP T4 | Thread NPT/NPTF PTM | A mm | C mm | D mm | L mm | Weight (steel) g/1 piece | Adapter Steel | Adapter Stainless Steel | PN (bar) | |
|----------------------|---------------------------|---------|---------|---------|---------|--------------------------------|-------------------|----------------------------|----------|-----|
| | | | | | | | | | S | SS |
| 1/8 | 1/8 | 10 | 14 | 4 | 24 | 17 | 2FMK4S | 2FMK4SS | 350 | 350 |
| 1/8 | 1/4 | 15 | 19 | 4 | 29 | 21 | 2-4FMK4S | 2-4FMK4SS | 350 | 350 |
| 1/4 | 1/8 | 10 | 19 | 5 | 29 | 24 | 4FMK4S | 4FMK4SS | 350 | 350 |
| 1/4 | 1/4 | 15 | 19 | 5 | 33 | 33 | 4-4FMK4S | 4-4FMK4SS | 350 | 350 |
| 1/4 | 3/8 | 15 | 19 | 5 | 34 | 41 | 4-6FMK4S | 4-6FMK4SS | 350 | 350 |
| 3/8 | 1/4 | 15 | 22 | 8 | 35 | 45 | 6FMK4S | 6FMK4SS | 350 | 350 |
| 3/8 | 3/8 | 15 | 2 | 8 | 35 | 50 | 6-6FMK4S | 6-6FMK4SS | 350 | 350 |
| 3/8 | 1/2 | 19 | 22 | 8 | 40 | 77 | 6-8FMK4S | 6-8FMK4SS | 350 | 350 |
| 1/2 | 3/8 | 15 | 27 | 11 | 39 | 48 | 8FMK4S | 8FMK4SS | 200 | 200 |
| 1/2 | 1/2 | 19 | 27 | 11 | 43 | 93 | 8-8FMK4S | 8-8FMK4SS | 200 | 200 |
| 1/2 | 3/4 | 19 | 27 | 11 | 44 | 95 | 8-12FMK4S | 8-12FMK4SS | 200 | 200 |
| 3/4 | 1/2 | 19 | 32 | 17 | 46 | 112 | 12-8FMK4S | 12-8FMK4SS | 200 | 200 |
| 3/4 | 3/4 | 19 | 32 | 17 | 46 | 124 | 12FMK4S | 12FMK4SS | 200 | 200 |
| 3/4 | 1 | 24 | 36 | 17 | 51 | 150 | 12-16FMK4S | 12-16FMK4SS | 200 | 200 |
| 1 | 3/4 | 19 | 41 | 22 | 50 | 188 | 16-12FMK4S | 16-12FMK4SS | 120 | 120 |
| 1 | 1 | 24 | 41 | 22 | 55 | 234 | 16FMK4S | 16FMK4SS | 120 | 120 |

Order codes shown are part of our current manufacturing programme.

Imperial and metric parts may vary in hexagon dimensions.

$$\frac{\text{PN (bar)}}{10} = \text{PN (MPa)}$$

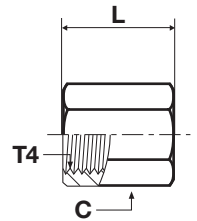
Pressure ratings – PN shown, apply to Steel and Stainless Steel versions of the product.



Hydraulic & Offshore Supplies

GG44M Female thread coupling

Female BSPP thread (ISO 1179-1)



| Thread BSPP T4 | C mm | L mm | Weight (steel) g/1 piece | Adapter Steel | Adapter Stainless Steel | PN (bar) | |
|----------------------|---------|---------|--------------------------------|------------------|----------------------------|----------|-----|
| | | | | | | S | SS |
| 1/8 | 14 | 19 | 16 | 1/8GG44MS | 1/8GG44MSS | 420 | 420 |
| 1/4 | 17 | 28 | 30 | 1/4GG44MS | 1/4GG44MSS | 420 | 420 |
| 3/8 | 22 | 28 | 47 | 3/8GG44MS | 3/8GG44MSS | 420 | 420 |
| 1/2 | 27 | 33 | 78 | 1/2GG44MS | 1/2GG44MSS | 350 | 350 |
| 3/4 | 32 | 37 | 105 | 3/4GG44MS | 3/4GG44MSS | 280 | 280 |
| 1 | 46 | 42 | 341 | 1GG44MS | 1GG44MSS | 210 | 210 |

Order codes shown are part of our current manufacturing programme.

Imperial and metric parts may vary in hexagon dimensions.

$$\frac{\text{PN (bar)}}{10} = \text{PN (MPa)}$$

Pressure ratings – PN shown, apply to Steel and Stainless Steel versions of the product.

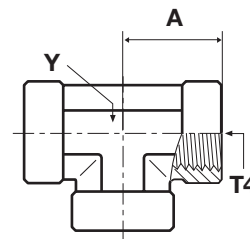
N



Hydraulic & Offshore Supplies

MMO444M Female thread tee

Female BSPP threads (ISO 1179-1)



| Thread BSPP T4 | A mm | Y mm | Weight (steel) g/1 piece | Adapter Steel | PN (bar) |
|----------------------|---------|---------|--------------------------------|--------------------|-------------|
| 1/4 | 22 | 19 | 74 | 1/4MMO444MS | 350 |
| 3/8 | 26 | 22 | 111 | 3/8MMO444MS | 315 |
| 1/2 | 31 | 27 | 177 | 1/2MMO444MS | 210 |
| 3/4 | 40 | 33 | 294 | 3/4MMO444MS | 210 |
| 1 | 46 | 41 | 567 | 1MMO444MS | 120 |

Order codes shown are part of our current manufacturing programme.

Imperial and metric parts may vary in hexagon dimensions.

$$\frac{\text{PN (bar)}}{10} = \text{PN (MPa)}$$

Pressure ratings – PN shown, apply to the Steel version of the product.

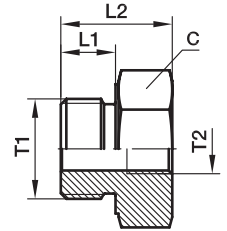


Hydraulic & Offshore Supplies

PTR44M* Thread reducer

Male BSPP thread O-ring + retaining ring (ISO 1179) / Female BSPP thread (ISO 1179-1)

*To Be Phased out, Replaced by RI-ED Range ** See chapter I



| Thread BSPP T1 | Thread BSPP T2 | C mm | L1 mm | L2 mm | Weight (steel) g/1 piece | Adapter Steel | Equivalent type Replacement (WITH ED SEAL**) | Adapter Stainless Steel | Equivalent type Replacement (WITH ED SEAL**) | PN (bar) | |
|----------------------|----------------------|---------|----------|----------|--------------------------------|-----------------------|--|----------------------------|--|----------|-----|
| | | | | | | | | | | S | SS |
| 1/4 | 1/8 | 19 | 11.0 | 29 | 35 | 1/4X1/8PTR44MS | RI1/4EDX1/8A3C | 1/4X1/8PTR44MSS | RI1/4EDX1/871 | 400 | 400 |
| 3/8 | 1/4 | 22 | 11.0 | 36 | 58 | 3/8X1/4PTR44MS | RI3/8EDX1/4A3C | 3/8X1/4PTR44MSS | RI3/8EDX1/471 | 400 | 400 |
| 1/2 | 1/4 | 30 | 14.5 | 24 | 98 | 1/2X1/4PTR44MS | RI1/2EDX1/4A3C | 1/2X1/4PTR44MSS | RI1/2EDX1/471 | 400 | 400 |
| 1/2 | 3/8 | 30 | 14.5 | 37 | 118 | 1/2X3/8PTR44MS | RI1/2EDX3/8A3C | 1/2X3/8PTR44MSS | RI1/2EDX3/871 | 400 | 400 |
| 3/4 | 1/4 | 36 | 14.5 | 26 | 163 | 3/4X1/4PTR44MS | RI3/4EDX1/4A3C | 3/4X1/4PTR44MSS | RI3/4EDX1/471 | 400 | 400 |
| 3/4 | 3/8 | 36 | 14.5 | 26 | 118 | 3/4X3/8PTR44MS | RI3/4EDX3/8A3C | 3/4X3/8PTR44MSS | RI3/4EDX3/871 | 315 | 315 |
| 3/4 | 1/2 | 36 | 14.5 | 43 | 146 | 3/4X1/2PTR44MS | RI3/4EDX1/2A3C | 3/4X1/2PTR44MSS | RI3/4EDX1/271 | 315 | 315 |
| 1 | 1/4 | 46 | 18.5 | 29 | 245 | 1X1/4PTR44MS | RI1EDX1/4A3C | 1X1/4PTR44MSS | RI1EDX1/471 | 315 | 315 |
| 1 | 3/8 | 46 | 18.5 | 29 | 260 | 1X3/8PTR44MS | RI1EDX3/8A3C | 1X3/8PTR44MSS | RI1EDX3/871 | 315 | 315 |
| 1 | 1/2 | 46 | 18.5 | 29 | 273 | 1X1/2PTR44MS | RI1EDX1/2A3C | 1X1/2PTR44MSS | RI1EDX1/271 | 315 | 315 |
| 1 | 3/4 | 46 | 18.5 | 49 | 240 | 1X3/4PTR44MS | RI1EDX3/4A3C | 1X3/4PTR44MSS | RI1EDX3/471 | 315 | 315 |

Parker Adapter are delivered with NBR elastomeric seals as standard. For more details on other seal materials see page N61.

Order codes shown are part of our current manufacturing programme.

Imperial and metric parts may vary in hexagon dimensions.

$$\frac{\text{PN (bar)}}{10} = \text{PN (MPa)}$$

Pressure ratings – PN shown, apply to the Steel and Stainless Steel versions of the product.

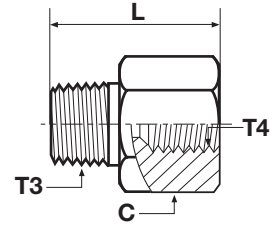
N



Hydraulic & Offshore Supplies

PTR34M Thread reducer

Male BSPT thread (ISO 7) / Female BSPP thread (ISO 1179-1)



| Thread BSPT T3 | Thread BSPP T4 | C mm | L mm | Weight (steel) g/1 piece | Adapter Steel | Adapter Stainless Steel | PN (bar) | |
|----------------------|----------------------|---------|---------|--------------------------------|------------------|----------------------------|----------|-----|
| | | | | | | | S | SS |
| 1/4 | 1/8 | 14 | 28 | 16 | 1/4X1/8PTR34MS | 1/4X1/8PTR34MSS | 315 | 315 |
| 3/8 | 1/4 | 19 | 33 | 44 | 3/8X1/4PTR34MS | 3/8X1/4PTR34MSS | 315 | 315 |
| 1/2 | 1/4 | 22 | 39 | 71 | 1/2X1/4PTR34MS | 1/2X1/4PTR34MSS | 315 | 315 |
| 1/2 | 3/8 | 22 | 39 | 48 | 1/2X3/8PTR34MS | 1/2X3/8PTR34MSS | 315 | 315 |
| 3/4 | 1/4 | 27 | 39 | 108 | 3/4X1/4PTR34MS | 3/4X1/4PTR34MSS | 280 | 280 |
| 3/4 | 3/8 | 27 | 39 | 127 | 3/4X3/8PTR34MS | 3/4X3/8PTR34MSS | 280 | 280 |
| 3/4 | 1/2 | 27 | 42 | 94 | 3/4X1/2PTR34MS | 3/4X1/2PTR34MSS | 280 | 280 |
| 1 | 3/8 | 36 | 40 | 185 | 1X3/8PTR34MS | 1X3/8PTR34MSS | 210 | 210 |
| 1 | 1/2 | 36 | 48 | 224 | 1X1/2PTR34MS | 1X1/2PTR34MSS | 210 | 210 |
| 1 | 3/4 | 36 | 49 | 186 | 1X3/4PTR34MS | 1X3/4PTR34MSS | 210 | 210 |

Order codes shown are part of our current manufacturing programme.

Imperial and metric parts may vary in hexagon dimensions.

$$\frac{\text{PN (bar)}}{10} = \text{PN (MPa)}$$

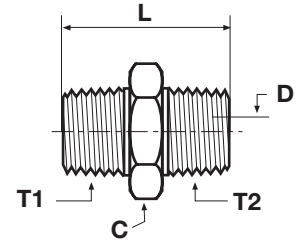
Pressure ratings – PN shown, apply to Steel and Stainless Steel versions of the product.



Hydraulic & Offshore Supplies

FF33M Male nipple

Male BSPT thread (ISO 7)



| Thread BSPT T1 | Thread BSPT T2 | C mm | D mm | L mm | Weight (steel) g/1 piece | Adapter Steel | Adapter Stainless Steel | PN (bar) | |
|----------------------|----------------------|---------|---------|---------|--------------------------------|----------------------|----------------------------|----------|-----|
| | | | | | | | | S | SS |
| 1/8 | 1/8 | 11 | 5 | 27 | 12 | 1/8FF33MS | 1/8FF33MSS | 315 | 315 |
| 1/4 | 1/8 | 14 | 5 | 32 | 25 | 1/4X1/8FF33MS | 1/4X1/8FF33MSS | 315 | 315 |
| 1/4 | 1/4 | 14 | 7 | 37 | 25 | 1/4FF33MS | 1/4FF33MSS | 315 | 315 |
| 3/8 | 1/4 | 17 | 7 | 37 | 42 | 3/8X1/4FF33MS | 3/8X1/4FF33MSS | 315 | 315 |
| 3/8 | 3/8 | 17 | 10 | 37 | 30 | 3/8FF33MS | 3/8FF33MSS | 315 | 315 |
| 1/2 | 1/4 | 22 | 7 | 43 | 68 | 1/2X1/4FF33MS | 1/2X1/4FF33MSS | 315 | 315 |
| 1/2 | 3/8 | 22 | 10 | 43 | 67 | 1/2X3/8FF33MS | 1/2X3/8FF33MSS | 315 | 315 |
| 1/2 | 1/2 | 22 | 14 | 48 | 72 | 1/2FF33MS | 1/2FF33MSS | 315 | 315 |
| 3/4 | 1/2 | 27 | 14 | 50 | 123 | 3/4X1/2FF33MS | 3/4X1/2FF33MSS | 160 | 160 |
| 3/4 | 3/4 | 27 | 18 | 50 | 110 | 3/4FF33MS | 3/4FF33MSS | 160 | 160 |
| 1 | 3/4 | 36 | 18 | 55 | 215 | 1X3/4FF33MS | 1X3/4FF33MSS | 160 | 160 |

Order codes shown are part of our current manufacturing programme.

Imperial and metric parts may vary in hexagon dimensions.

$$\frac{\text{PN (bar)}}{10} = \text{PN (MPa)}$$

Pressure ratings – PN shown, apply to Steel and Stainless Steel versions of the product.

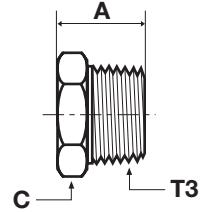
N



Hydraulic & Offshore Supplies

HP3M Hexagon head plug

Male BSPT thread (ISO 7)



| Thread BSPT T3 | A mm | C mm | Weight (steel) g/1 piece | Adapter Steel | Adapter Stainless Steel | PN (bar) | |
|----------------------|---------|---------|--------------------------------|------------------|----------------------------|----------|-----|
| | | | | | | S | SS |
| 1/8 | 14 | 11 | 9 | 1/8HP3MS | 1/8HP3MSS | 315 | 315 |
| 1/4 | 19 | 14 | 16 | 1/4HP3MS | 1/4HP3MSS | 315 | 315 |
| 3/8 | 20 | 17 | 35 | 3/8HP3MS | 3/8HP3MSS | 315 | 315 |
| 1/2 | 25 | 22 | 52 | 1/2HP3MS | 1/2HP3MSS | 315 | 315 |
| 3/4 | 27 | 27 | 85 | 3/4HP3MS | 3/4HP3MSS | 160 | 160 |
| 1 | 32 | 36 | 134 | 1HP3MS | 1HP3MSS | 160 | 160 |

Order codes shown are part of our current manufacturing programme.

Imperial and metric parts may vary in hexagon dimensions.

$$\frac{\text{PN (bar)}}{10} = \text{PN (MPa)}$$

Pressure ratings – PN shown, apply to Steel and Stainless Steel versions of the product.



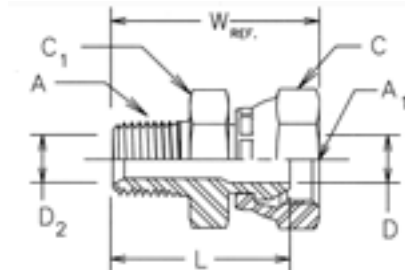
Hydraulic & Offshore Supplies

0107 Swivel male stud

Male NPTF* thread (SAE J476) / NPSM Female swivel end (SAE J516)

SAE 140130

*Stainless Steel = NPT to prevent galling



| Thread NPTF A | Thread NPSM A1 | C mm | C1 mm | D mm | D2 mm | L mm | W mm | Weight (steel) g/1 piece | Adapter Steel | Adapter Stainless Steel | PN (bar) | |
|---------------------|----------------------|---------|----------|---------|----------|---------|---------|--------------------------------|------------------|----------------------------|----------|-----|
| | | | | | | | | | | | S | SS |
| 1/8-27 | 1/8-27 | 14 | 14 | 4 | 5 | 24 | 28 | 23 | 0107-2-2 | 0107-2-2-SS | 350 | 350 |
| 1/8-27 | 1/4-18 | 18 | 16 | 6 | 5 | 27 | 32 | 33 | 0107-2-4 | 0107-2-4-SS | 350 | 350 |
| 1/4-18 | 1/4-18 | 18 | 18 | 6 | 7 | 32 | 36 | 40 | 0107-4-4 | 0107-4-4-SS | 350 | 350 |
| 1/4-18 | 3/8-18 | 22 | 21 | 9 | 7 | 32 | 37 | 57 | 0107-4-6 | 0107-4-6-SS | 280 | 280 |
| 1/4-18 | 1/2-14 | 25 | 24 | 12 | 7 | 37 | 44 | 91 | 0107-4-8 | 0107-4-8-SS | 245 | 245 |
| 3/8-18 | 1/4-18 | 18 | 18 | 6 | 10 | 33 | 38 | 48 | 0107-6-4 | 0107-6-4-SS | 350 | 350 |
| 3/8-18 | 3/8-18 | 22 | 22 | 9 | 10 | 33 | 38 | 62 | 0107-6-6 | 0107-6-6-SS | 280 | 280 |
| 3/8-18 | 1/2-14 | 25 | 24 | 12 | 10 | 37 | 44 | 97 | 0107-6-8 | 0107-6-8-SS | 245 | 245 |
| 1/2-14 | 3/8-18 | 22 | 22 | 9 | 14 | 38 | 43 | 76 | 0107-8-6 | 0107-8-6-SS | 280 | 280 |
| 1/2-14 | 1/2-14 | 25 | 25 | 12 | 14 | 41 | 49 | 109 | 0107-8-8 | 0107-8-8-SS | 245 | 245 |
| 1/2-14 | 3/4-14 | 32 | 32 | 16 | 14 | 43 | 52 | 167 | 0107-8-12 | 0107-8-12-SS | 140 | 140 |
| 3/4-14 | 1/2-14 | 25 | 29 | 12 | 18 | 41 | 49 | 122 | 0107-12-8 | 0107-12-8-SS | 245 | 245 |
| 3/4-14 | 3/4-14 | 32 | 32 | 16 | 18 | 42 | 52 | 154 | 0107-12-12 | 0107-12-12-SS | 140 | 140 |
| 3/4-14 | 1-11 1/2 | 38 | 38 | 21 | 18 | 46 | 55 | 247 | 0107-12-16 | 0107-12-16-SS | 120 | 120 |
| 1-11 1/2 | 3/4-14 | 38 | 35 | 16 | 24 | 49 | 58 | 217 | 0107-16-12 | 0107-16-12-SS | 140 | 140 |
| 1-11 1/2 | 1-11 1/2 | 38 | 38 | 21 | 24 | 51 | 60 | 238 | 0107-16-16 | 0107-16-16-SS | 120 | 120 |
| 1-11 1/2 | 1 1/4-11 1/2 | 48 | 45 | 29 | 24 | 51 | 61 | 298 | 0107-16-20 | 0107-16-20-SS | 120 | 120 |
| 1 1/4-11 1/2 | 1-11 1/2 | 38 | 48 | 21 | 32 | 53 | 63 | 356 | 0107-20-16 | 0107-20-16-SS | 120 | 120 |
| 1 1/4-11 1/2 | 1 1/4-11 1/2 | 48 | 48 | 29 | 32 | 53 | 63 | 390 | 0107-20-20 | 0107-20-20-SS | 120 | 120 |
| 1 1/2-11 1/2 | 1 1/2-11 1/2 | 54 | 54 | 35 | 38 | 56 | 66 | 498 | 0107-24-24 | 0107-24-24-SS | 85 | 85 |
| 2-11 1/2 | 2-11 1/2 | 67 | 67 | 46 | 49 | 60 | 71 | 749 | 0107-32-32 | 0107-32-32-SS | 75 | 75 |

Order codes shown are part of our current manufacturing programme.

Imperial and metric parts may vary in hexagon dimensions.

$$\frac{\text{PN (bar)}}{10} = \text{PN (MPa)}$$

Pressure ratings – PN shown, apply to Steel and Stainless Steel versions of the product.





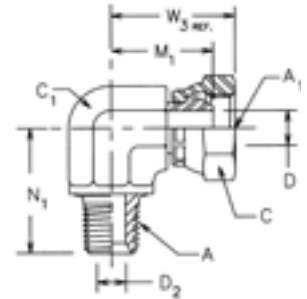
Hydraulic & Offshore Supplies

2107 Swivel male elbow

Male NPTF* thread (SAE J476) / NPSM Female swivel end (SAE J516)

SAE 140230

*Stainless Steel = NPT to prevent galling



| Thread NPTF A | Thread NPSM A1 | C mm | C1 mm | D mm | D2 mm | M1 mm | N1 mm | W3 mm | Weight (steel) g/1 piece | Adapter Steel | Adapter Stainless Steel | PN (bar) | |
|---------------------|----------------------|---------|----------|---------|----------|----------|----------|----------|--------------------------------|-------------------|----------------------------|----------|-----|
| | | | | | | | | | | | | S | SS |
| 1/8-27 | 1/8-27 | 14 | 11 | 4 | 5 | 18 | 18 | 22 | 28 | 2107-2-2 | 2107-2-2-SS | 350 | 350 |
| 1/4-18 | 1/4-18 | 18 | 14 | 6 | 7 | 22 | 28 | 27 | 55 | 2107-4-4 | 2107-4-4-SS | 350 | 350 |
| 1/4-18 | 3/8-1/8 | 22 | 19 | 9 | 7 | 25 | 28 | 33 | 94 | 2107-4-6 | 2107-4-6-SS | 280 | 280 |
| 3/8-18 | 1/4-18 | 18 | 19 | 6 | 10 | 25 | 31 | 30 | 88 | 2107-6-4 | 2107-6-4-SS | 350 | 350 |
| 3/8-18 | 3/8-1/8 | 22 | 19 | 9 | 10 | 25 | 31 | 33 | 90 | 2107-6-6 | 2107-6-6-SS | 280 | 280 |
| 3/8-18 | 1/2-14 | 25 | 19 | 12 | 10 | 26 | 31 | 34 | 107 | 2107-6-8 | 2107-6-8-SS | 245 | 245 |
| 1/2-14 | 3/8-1/8 | 22 | 22 | 9 | 14 | 27 | 37 | 34 | 130 | 2107-8-6 | 2107-8-6-SS | 280 | 280 |
| 1/2-14 | 1/2-14 | 25 | 22 | 12 | 14 | 28 | 37 | 36 | 139 | 2107-8-8 | 2107-8-8-SS | 245 | 245 |
| 1/2-14 | 3/4-14 | 32 | 27 | 16 | 14 | 33 | 37 | 42 | 221 | 2107-8-12 | 2107-8-12-SS | 140 | 140 |
| 3/4-14 | 3/8-1/8 | 22 | 27 | 9 | 18 | 30 | 40 | 38 | 227 | 2107-12-6 | 2107-12-6-SS | 280 | 280 |
| 3/4-14 | 1/2-14 | 25 | 27 | 12 | 18 | 32 | 40 | 39 | 191 | 2107-12-8 | 2107-12-8-SS | 245 | 245 |
| 3/4-14 | 3/4-14 | 32 | 27 | 16 | 18 | 33 | 40 | 42 | 225 | 2107-12-12 | 2107-12-12-SS | 140 | 140 |
| 1-11 1/2 | 3/4-14 | 32 | 33 | 16 | 24 | 37 | 50 | 46 | 374 | 2107-16-12 | 2107-16-12-SS | 140 | 140 |
| 1-11 1/2 | 1-11 1/2 | 38 | 33 | 21 | 24 | 39 | 50 | 49 | 361 | 2107-16-16 | 2107-16-16-SS | 120 | 120 |
| 1 1/4-11 1/2 | 1 1/4-11 1/2 | 48 | 41 | 29 | 32 | 44 | 61 | 54 | 794 | 2107-20-20 | 2107-20-20-SS | 120 | 120 |
| 1 1/2-11 1/2 | 1 1/2-11 1/2 | 54 | 48 | 35 | 38 | 48 | 67 | 59 | 782 | 2107-24-24 | 2107-24-24-SS | 85 | 85 |
| 2-11 1/2 | 2-11 1/2 | 67 | 64 | 46 | 49 | 58 | 76 | 69 | 1910 | 2107-32-32 | 2107-32-32-SS | 75 | 75 |

Order codes shown are part of our current manufacturing programme.

Imperial and metric parts may vary in hexagon dimensions.

$$\frac{\text{PN (bar)}}{10} = \text{PN (MPa)}$$

Pressure ratings – PN shown, apply to Steel and Stainless Steel versions of the product.



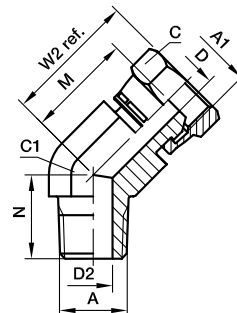
Hydraulic & Offshore Supplies

3107 Swivel male 45° elbow

Male NPTF* thread (SAE J476) / NPSM Female swivel end (SAE J516)

SAE 140330

*Stainless Steel = NPT to prevent galling



| Thread NPTF A | Thread NPSM A1 | C mm | C1 mm | D mm | D2 mm | M mm | N mm | W2 mm | Weight (steel) g/1 piece | Adapter Steel | Adapter Stainless Steel | PN (bar) | |
|---------------------|----------------------|---------|----------|---------|----------|---------|---------|----------|--------------------------------|-------------------|----------------------------|----------|-----|
| | | | | | | | | | | | | S | SS |
| 1/8-27 | 1/8-27 | 14 | 11 | 4 | 5 | 16 | 13 | 20 | 21 | 3107-2-2 | | 350 | — |
| 1/4-18 | 1/4-18 | 18 | 14 | 6 | 7 | 19 | 22 | 23 | 44 | 3107-4-4 | 3107-4-4-SS | 350 | 350 |
| 3/8-18 | 3/8-1/8 | 22 | 19 | 9 | 10 | 21 | 24 | 28 | 80 | 3107-6-6 | 3107-6-6-SS | 280 | 280 |
| 1/2-14 | 3/8-1/8 | 22 | 22 | 9 | 14 | 21 | 30 | 28 | 110 | 3107-8-6 | 3107-8-6-SS | 280 | 280 |
| 1/2-14 | 1/2-14 | 25 | 22 | 12 | 14 | 22 | 30 | 30 | 114 | 3107-8-8 | 3107-8-8-SS | 245 | 245 |
| 1/2-14 | 3/4-14 | 32 | 27 | 16 | 14 | 22 | 31 | 31 | 144 | 3107-8-12 | 3107-8-12-SS | 140 | 140 |
| 3/4-14 | 1/2-14 | 25 | 27 | 12 | 18 | 24 | 31 | 31 | 153 | 3107-12-8 | 3107-12-8-SS | 245 | 245 |
| 3/4-14 | 3/4-14 | 32 | 27 | 16 | 18 | 26 | 31 | 35 | 172 | 3107-12-12 | 3107-12-12-SS | 140 | 140 |
| 1-11 1/2 | 3/4-14 | 32 | 33 | 16 | 24 | 28 | 38 | 37 | 245 | 3107-16-12 | 3107-16-12-SS | 140 | 140 |
| 1-11 1/2 | 1-11 1/2 | 38 | 33 | 21 | 24 | 29 | 38 | 39 | 368 | 3107-16-16 | 3107-16-16-SS | 120 | 120 |
| 1 1/4-11 1/2 | 1 1/4-11 1/2 | 48 | 41 | 29 | 32 | 31 | 42 | 41 | 619 | 3107-20-20 | 3107-20-20-SS | 120 | 120 |
| 1 1/2-11 1/2 | 1 1/2-11 1/2 | 54 | 48 | 35 | 38 | 34 | 45 | 45 | 719 | 3107-24-24 | 3107-24-24-SS | 85 | 85 |
| 2-11 1/2 | 2-11 1/2 | 67 | 64 | 46 | 49 | 37 | 54 | 48 | 1372 | 3107-32-32 | 3107-32-32-SS | 75 | 75 |

Order codes shown are part of our current manufacturing programme.

Imperial and metric parts may vary in hexagon dimensions.

$$\frac{\text{PN (bar)}}{10} = \text{PN (MPa)}$$

Pressure ratings – PN shown, apply to Steel and Stainless Steel versions of the product.





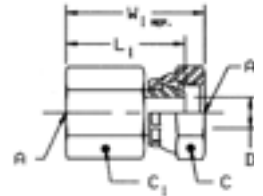
Hydraulic & Offshore Supplies

0207 Female connector

Female NPTF* thread (SAE J476) / NPSM Female swivel end (SAE J516)

SAE 140131

*Stainless Steel = NPT to prevent galling



| Thread NPTF A | Thread NPSM A1 | C mm | C1 mm | D mm | L1 mm | W1 mm | Weight (steel) g/1 piece | Adapter Steel | Adapter Stainless Steel | PN (bar) | |
|---------------------|----------------------|---------|----------|---------|----------|----------|--------------------------------|-------------------|----------------------------|----------|-----|
| | | | | | | | | | | S | SS |
| 1/8-27 | 1/8-27 | 14 | 14 | 4 | 22 | 26 | 15 | 0207-2-2 | 0207-2-2-SS | 350 | 350 |
| 1/4-18 | 1/4-18 | 18 | 18 | 6 | 32 | 36 | 44 | 0207-4-4 | 0207-4-4-SS | 350 | 350 |
| 3/8-18 | 1/4-18 | 18 | 22 | 6 | 33 | 38 | 52 | 0207-6-4 | 0207-6-4-SS | 350 | 350 |
| 3/8-18 | 3/8-18 | 22 | 22 | 9 | 33 | 38 | 81 | 0207-6-6 | 0207-6-6-SS | 280 | 280 |
| 1/2-14 | 3/8-18 | 22 | 25 | 9 | 37 | 42 | 121 | 0207-8-6 | 0207-8-6-SS | 280 | 280 |
| 1/2-14 | 1/2-14 | 25 | 25 | 12 | 38 | 46 | 119 | 0207-8-8 | 0207-8-8-SS | 245 | 245 |
| 3/4-14 | 3/4-14 | 32 | 32 | 16 | 41 | 50 | 161 | 0207-12-12 | 0207-12-12-SS | 140 | 140 |
| 1-11 1/2 | 1-11 1/2 | 38 | 38 | 21 | 51 | 60 | 162 | 0207-16-16 | 0207-16-16-SS | 120 | 120 |
| 1 1/4-11 1/2 | 1 1/4-11 1/2 | 48 | 48 | 29 | 51 | 61 | 378 | 0207-20-20 | 0207-20-20-SS | 120 | 120 |
| 1 1/2-11 1/2 | 1 1/2-11 1/2 | 54 | 54 | 35 | 51 | 62 | 446 | 0207-24-24 | 0207-24-24-SS | 85 | 85 |
| 2-11 1/2 | 2-11 1/2 | 67 | 67 | 46 | 54 | 65 | 707 | 0207-32-32 | 0207-32-32-SS | 75 | 75 |

Order codes shown are part of our current manufacturing programme.

Imperial and metric parts may vary in hexagon dimensions.

$$\frac{\text{PN (bar)}}{10} = \text{PN (MPa)}$$

Pressure ratings – PN shown, apply to Steel and Stainless Steel versions of the product.

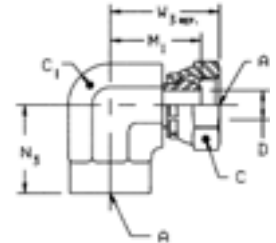


Hydraulic & Offshore Supplies

2207 Female elbow

Female NPTF* thread (SAE J476) / NPSM Female swivel end (SAE J516)
SAE 140231

*Stainless Steel = NPT to prevent galling



| Thread NPTF A | Thread NPSM A1 | C mm | C1 mm | D mm | M1 mm | W3 mm | N3 mm | Weight (steel) g/1 piece | Adapter Steel | Adapter Stainless Steel | PN (bar) | |
|---------------------|----------------------|---------|----------|---------|----------|----------|----------|--------------------------------|-------------------|----------------------------|----------|-----|
| | | | | | | | | | | | S | SS |
| 1/8-27 | 1/8-27 | 14 | 14 | 4 | 20 | 24 | 17 | 37 | 2207-2-2 | 2207-2-2-SS | 350 | 350 |
| 1/4-18 | 1/4-18 | 18 | 19 | 6 | 25 | 30 | 22 | 98 | 2207-4-4 | 2207-4-4-SS | 350 | 350 |
| 3/8-18 | 3/8-1/8 | 22 | 22 | 9 | 27 | 32 | 26 | 152 | 2207-6-6 | 2207-6-6-SS | 280 | 280 |
| 1/2-14 | 1/2-14 | 25 | 27 | 12 | 32 | 39 | 31 | 246 | 2207-8-8 | 2207-8-8-SS | 245 | 245 |
| 3/4-14 | 3/4-14 | 32 | 33 | 16 | 37 | 46 | 35 | 313 | 2207-12-12 | 2207-12-12-SS | 140 | 140 |
| 1-11 1/2 | 1-11 1/2 | 38 | 41 | 21 | 44 | 53 | 41 | 530 | 2207-16-16 | 2207-16-16-SS | 120 | 120 |
| 1 1/4-11 1/2 | 1 1/4-11 1/2 | 48 | 48 | 29 | 47 | 56 | 43 | 1159 | 2207-20-20 | 2207-20-20-SS | 120 | 120 |
| 1 1/2-11 1/2 | 1 1/2-11 1/2 | 54 | 64 | 35 | 61 | 72 | 53 | 1679 | 2207-24-24 | 2207-24-24-SS | 85 | 85 |
| 2-11 1/2 | 2-11 1/2 | 67 | 71 | 47 | 65 | 76 | 61 | 2136 | 2207-32-32 | 2207-32-32-SS | 75 | 75 |

Order codes shown are part of our current manufacturing programme.

Imperial and metric parts may vary in hexagon dimensions.

$$\frac{\text{PN (bar)}}{10} = \text{PN (MPa)}$$

Pressure ratings – PN shown, apply to Steel and Stainless Steel versions of the product.

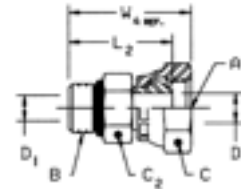
N



Hydraulic & Offshore Supplies

0507 Swivel male stud

Male UN/UNF thread O-ring (ISO 11926) / NPSM Female swivel end (SAE J516)
SAE 140157



| Thread UN/UNF-2A B | Thread NPSM A1 | C mm | C2 mm | D mm | D1 mm | L2 mm | W4 mm | Weight (steel) g/1 piece | Adapter Steel | PN (bar) |
|--------------------------|----------------------|---------|----------|---------|----------|----------|----------|--------------------------------|-------------------|-------------|
| 7/16-20 | 1/4-18 | 18 | 14 | 6 | 6 | 29 | 34 | 32 | 0507-4-4 | 350 |
| 9/16-18 | 1/4-18 | 18 | 18 | 6 | 6 | 30 | 34 | 45 | 0507-6-4 | 350 |
| 9/16-18 | 3/8-18 | 22 | 18 | 9 | 9 | 30 | 35 | 48 | 0507-6-6 | 280 |
| 9/16-18 | 1/2-14 | 25 | 19 | 8 | 8 | 33 | 40 | 76 | 0507-6-8 | 245 |
| 3/4-16 | 1/4-18 | 18 | 22 | 6 | 10 | 32 | 36 | 65 | 0507-8-4 | 350 |
| 3/4-16 | 3/8-18 | 22 | 22 | 9 | 9 | 32 | 37 | 69 | 0507-8-6 | 280 |
| 3/4-16 | 1/2-14 | 25 | 22 | 10 | 10 | 32 | 40 | 83 | 0507-8-8 | 245 |
| 3/4-16 | 3/4-14 | 32 | 25 | 16 | 10 | 37 | 46 | 137 | 0507-8-12 | 140 |
| 7/8-14 | 1/2-14 | 25 | 25 | 12 | 12 | 37 | 44 | 98 | 0507-10-8 | 245 |
| 1 1/16-12 | 1/2-14 | 25 | 32 | 12 | 12 | 40 | 48 | 157 | 0507-12-8 | 245 |
| 1 1/16-12 | 3/4-14 | 32 | 32 | 16 | 16 | 41 | 50 | 200 | 0507-12-12 | 140 |
| 1 5/16-12 | 1-11 1/2 | 38 | 38 | 21 | 21 | 45 | 54 | 317 | 0507-16-16 | 120 |
| 1 5/8-12 | 1 1/4-11 1/2 | 48 | 48 | 27 | 27 | 47 | 56 | 398 | 0507-20-20 | 120 |
| 1 7/8-12 | 1 1/2-11 1/2 | 54 | 54 | 33 | 33 | 50 | 61 | 498 | 0507-24-24 | 85 |
| 2 1/2-12 | 2-11 1/2 | 67 | 70 | 45 | 45 | 52 | 63 | 749 | 0507-32-32 | 75 |

Parker Adapter are delivered with NBR elastomeric seals as standard. For more details on other seal materials see page N61.

Order codes shown are part of our current manufacturing programme.

Imperial and metric parts may vary in hexagon dimensions.

$$\frac{\text{PN (bar)}}{10} = \text{PN (MPa)}$$

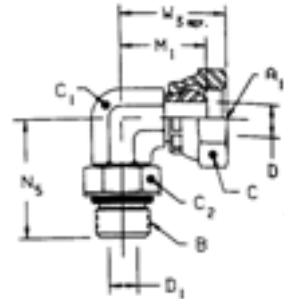
Pressure ratings – PN shown, apply to the Steel version of the product.



Hydraulic & Offshore Supplies

2507 Swivel male elbow

Male UN/UNF thread O-ring (ISO 11926) / NPSM Female swivel end (SAE J516)
SAE 140257



| Thread UN/UNF-2A B | Thread NPSM A1 | C mm | C1 mm | C2 mm | D mm | D1 mm | M1 mm | W3 mm | N5 mm | Weight (steel) g/1 piece | Adapter Steel | PN (bar) |
|--------------------------|----------------------|---------|----------|----------|---------|----------|----------|----------|----------|--------------------------------|-------------------|-------------|
| 7/16-20 | 1/4-18 | 18 | 11 | 14 | 6 | 4 | 20 | 25 | 26 | 42 | 2507-4-4 | 350 |
| 9/16-18 | 1/4-18 | 18 | 14 | 18 | 6 | 8 | 22 | 27 | 32 | 56 | 2507-6-4 | 350 |
| 9/16-18 | 3/8-18 | 22 | 14 | 18 | 9 | 8 | 23 | 28 | 32 | 56 | 2507-6-6 | 280 |
| 9/16-18 | 1/2-14 | 25 | 14 | 18 | 12 | 8 | 26 | 34 | 35 | 65 | 2507-6-8 | 245 |
| 3/4-16 | 3/8-18 | 22 | 19 | 22 | 9 | 10 | 25 | 30 | 37 | 119 | 2507-8-6 | 280 |
| 3/4-16 | 1/2-14 | 25 | 19 | 22 | 12 | 10 | 26 | 34 | 37 | 119 | 2507-8-8 | 245 |
| 3/4-16 | 3/4-14 | 32 | 19 | 22 | 16 | 10 | 33 | 42 | 41 | 174 | 2507-8-12 | 140 |
| 7/8-14 | 3/8-18 | 22 | 22 | 25 | 9 | 12 | 27 | 32 | 43 | 164 | 2507-10-6 | 280 |
| 7/8-14 | 1/2-14 | 25 | 22 | 25 | 12 | 12 | 28 | 36 | 43 | 178 | 2507-10-8 | 245 |
| 7/8-14 | 3/4-14 | 32 | 22 | 25 | 16 | 12 | 32 | 42 | 45 | 243 | 2507-10-12 | 140 |
| 1 1/16-12 | 1/2-14 | 25 | 27 | 32 | 12 | 16 | 31 | 38 | 49 | 193 | 2507-12-8 | 245 |
| 1 1/16-12 | 3/4-14 | 32 | 27 | 32 | 16 | 16 | 33 | 42 | 49 | 283 | 2507-12-12 | 140 |
| 1 5/16-12 | 1-11 1/2 | 38 | 33 | 38 | 21 | 21 | 39 | 49 | 52 | 525 | 2507-16-16 | 120 |
| 1 5/8-12 | 1 1/4-11 1/2 | 48 | 41 | 48 | 29 | 27 | 45 | 55 | 57 | 530 | 2507-20-20 | 120 |
| 1 7/8-12 | 1 1/2-11 1/2 | 54 | 48 | 54 | 35 | 33 | 48 | 59 | 61 | 600 | 2507-24-24 | 85 |

Parker Adapter are delivered with NBR elastomeric seals as standard. For more details on other seal materials see page N61.

Order codes shown are part of our current manufacturing programme.

Imperial and metric parts may vary in hexagon dimensions.

$$\frac{\text{PN (bar)}}{10} = \text{PN (MPa)}$$

Pressure ratings – PN shown, apply to the Steel version of the product.

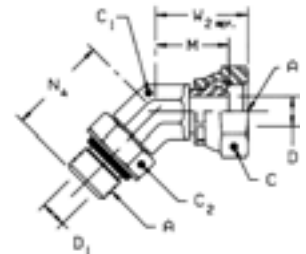
N



Hydraulic & Offshore Supplies

3507 Swivel male 45° elbow

Male UN/UNF thread O-ring (ISO 11926) / NPSM Female swivel end (SAE J516)
SAE 140357



| Thread UN/UNF-2A B | Thread NPSM A1 | C mm | C1 mm | C2 mm | D mm | D1 mm | M mm | W2 mm | N4 mm | Weight (steel) g/1 piece | Adapter Steel | PN (bar) |
|--------------------------|----------------------|---------|----------|----------|---------|----------|---------|----------|----------|--------------------------------|-------------------|-------------|
| 7/16-20 | 1/4-18 | 18 | 11 | 14 | 6 | 4 | 16 | 20 | 27 | 41 | 3507-4-4 | 350 |
| 9/16-18 | 3/8-18 | 22 | 14 | 18 | 9 | 8 | 21 | 26 | 29 | 62 | 3507-6-6 | 280 |
| 3/4-16 | 3/8-18 | 22 | 19 | 22 | 9 | 10 | 21 | 26 | 33 | 106 | 3507-8-6 | 280 |
| 3/4-16 | 1/2-14 | 25 | 19 | 22 | 12 | 10 | 23 | 30 | 33 | 141 | 3507-8-8 | 245 |
| 3/4-16 | 3/4-14 | 32 | 19 | 22 | 16 | 10 | 26 | 35 | 36 | 226 | 3507-8-12 | 140 |
| 7/8-14 | 1/2-14 | 25 | 22 | 25 | 12 | 12 | 22 | 30 | 39 | 154 | 3507-10-8 | 245 |
| 1 1/16-12 | 3/4-14 | 32 | 27 | 32 | 16 | 16 | 26 | 35 | 44 | 208 | 3507-12-12 | 140 |
| 1 5/16-12 | 1-11 1/2 | 38 | 33 | 38 | 21 | 21 | 29 | 39 | 47 | 408 | 3507-16-16 | 120 |

Parker Adapter are delivered with NBR elastomeric seals as standard. For more details on other seal materials see page N61.

Order codes shown are part of our current manufacturing programme.

Imperial and metric parts may vary in hexagon dimensions.

$$\frac{\text{PN (bar)}}{10} = \text{PN (MPa)}$$

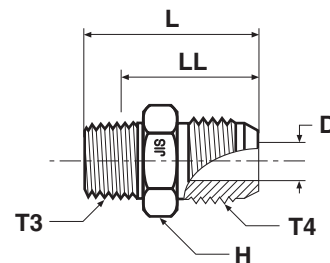
Pressure ratings – PN shown, apply to the Steel version of the product.



Hydraulic & Offshore Supplies

F3MT4 Male stud connector

JIS BSPP 60° cone adapters (JIS B8363) / Male BSPT thread (ISO 7)



| Thread BSPP T4 | Thread BSPT T3 | D mm | H mm | L mm | LL mm | Weight (steel) g/1 piece | Adapter Steel | Adapter Stainless Steel | PN (bar) | |
|----------------------|----------------------|---------|---------|---------|----------|--------------------------------|------------------|----------------------------|----------|-----|
| | | | | | | | | | S | SS |
| 1/4 | 1/4 | 5 | 19 | 37 | 29 | 41 | 4F3T4S | 4F3MT4SS | 315 | 315 |
| 1/4 | 3/8 | 5 | 22 | 38 | 30 | 61 | 4-6F3T4S | 4-6F3MT4SS | 315 | 315 |
| 3/8 | 1/4 | 7 | 22 | 40 | 32 | 57 | 6-4F3T4S | 6-4F3MT4SS | 315 | 315 |
| 3/8 | 3/8 | 7 | 22 | 40 | 32 | 66 | 6F3T4S | 6F3MT4SS | 315 | 315 |
| 1/2 | 3/8 | 10 | 27 | 43 | 35 | 88 | 8-6F3T4S | 8-6F3MT4SS | 315 | 315 |
| 1/2 | 1/2 | 11 | 27 | 48 | 37 | 105 | 8F3T4S | 8F3MT4SS | 315 | 200 |
| 3/4 | 3/4 | 16 | 37 | 53 | 41 | 334 | 12F3T4S | 12F3MT4SS | 160 | 160 |
| 1 | 1 | 21 | 41 | 58 | 45 | 268 | 16F3T4S | 16F3MT4SS | 120 | 120 |

Order codes shown are part of our current manufacturing programme.

Imperial and metric parts may vary in hexagon dimensions.

$$\frac{\text{PN (bar)}}{10} = \text{PN (MPa)}$$

Pressure ratings – PN shown, apply to Steel and Stainless Steel versions of the product.

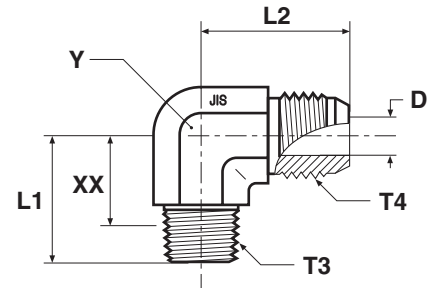
N



Hydraulic & Offshore Supplies

C3T4 Male elbow

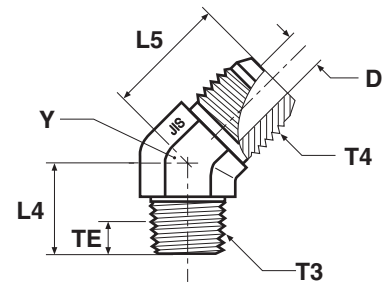
JIS BSPP 60° cone adapters (JIS B8363) / Male BSPT thread (ISO 7)



| Thread BSPP T4 | Thread BSPT T3 | D mm | L1 mm | L2 mm | XX mm | Y mm | Weight (steel) g/1 piece | Adapter Steel | PN (bar) |
|----------------|----------------|------|-------|-------|-------|------|--------------------------|----------------|----------|
| 1/4 | 1/4 | 5 | 25 | 25 | 18 | 14 | 41 | 4C3T4S | 315 |
| 3/8 | 3/8 | 7 | 30 | 29 | 23 | 19 | 74 | 6C3T4S | 315 |
| 1/2 | 1/2 | 11 | 36 | 34 | 26 | 22 | 131 | 8C3T4S | 200 |
| 3/4 | 3/4 | 16 | 43 | 38 | 29 | 27 | 146 | 12C3T4S | 160 |
| 1 | 1 | 21 | 50 | 44 | 37 | 33 | 398 | 16C3T4S | 120 |

V3T4 Male 45° elbow

JIS BSPP 30° Flare end (JIS B8363) / Male BSPT thread (ISO 7)



| Thread BSPP T4 | Thread BSPT T3 | D mm | L4 mm | L5 mm | TE mm | Y mm | Weight (steel) g/1 piece | Adapter Steel | PN (bar) |
|----------------|----------------|------|-------|-------|-------|------|--------------------------|----------------|----------|
| 1/4 | 1/4 | 5 | 19 | 22 | 8 | 14 | 33 | 4V3T4S | 315 |
| 3/8 | 3/8 | 7 | 22 | 25 | 8 | 19 | 64 | 6V3T4S | 315 |
| 1/2 | 1/2 | 11 | 27 | 28 | 11 | 22 | 112 | 8V3T4S | 200 |
| 3/4 | 3/4 | 16 | 30 | 32 | 12 | 27 | 162 | 12V3T4S | 160 |
| 1 | 1 | 21 | 35 | 32 | 14 | 33 | 256 | 16V3T4S | 120 |

Order codes shown are part of our current manufacturing programme.

Imperial and metric parts may vary in hexagon dimensions.

$$\frac{\text{PN (bar)}}{10} = \text{PN (MPa)}$$

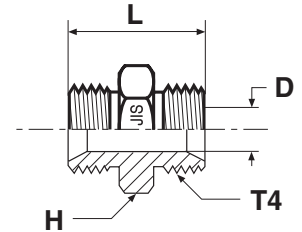
Pressure ratings – PN shown, apply to the Steel version of the product.



Hydraulic & Offshore Supplies

HMP4 Union

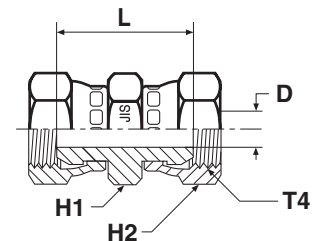
JIS BSPP 60° cone end (JIS B8363)



| Thread BSPP T4 | D mm | H mm | L mm | Weight (steel) g/1 piece | Adapter Steel | Adapter Stainless Steel | PN (bar) | |
|----------------------|---------|---------|---------|--------------------------------|------------------|----------------------------|----------|-----|
| | | | | | | | S | SS |
| 1/4 | 5 | 19 | 34 | 40 | 4HP4S | 4HMP4SS | 350 | 350 |
| 3/8 | 7 | 22 | 38 | 91 | 6HP4S | 6HMP4SS | 350 | 350 |
| 1/2 | 11 | 27 | 46 | 159 | 8HP4S | 8HMP4SS | 200 | 200 |
| 3/4 | 16 | 37 | 52 | 186 | 12HP4S | 12HMP4SS | 200 | 200 |
| 1 | 21 | 41 | 58 | 290 | 16HP4S | 16HMP4SS | 120 | 120 |

HP46 Swivel female union

JIS BSPP 60° Cone swivel female end (JIS B8363)



| Thread BSPP T4 | D mm | H1 mm | H2 mm | L mm | Weight (steel) g/1 piece | Adapter Steel | PN (bar) |
|----------------------|---------|----------|----------|---------|--------------------------------|------------------|-------------|
| | | | | | | | |
| 3/8 | 7 | 22 | 22 | 35 | 49 | 6HP46S | 350 |
| 1/2 | 11 | 27 | 27 | 38 | 77 | 8HP46S | 200 |
| 3/4 | 16 | 37 | 37 | 40 | 114 | 12HP46S | 200 |
| 1 | 21 | 41 | 41 | 46 | 180 | 16HP46S | 120 |

Order codes shown are part of our current manufacturing programme.

Imperial and metric parts may vary in hexagon dimensions.

$$\frac{\text{PN (bar)}}{10} = \text{PN (MPa)}$$

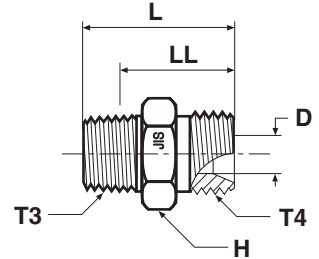
Pressure ratings – PN shown, apply to the Steel version of the product.



Hydraulic & Offshore Supplies

F3MP4 Male stud connector

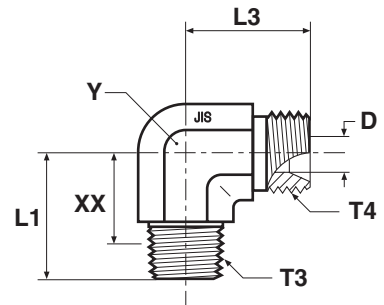
JIS BSPP 60° Cone end (JIS B8363) / Male BSPT thread (ISO 7)



| Thread BSPP T4 | Thread BSPT T3 | D mm | H mm | L mm | LL mm | Weight (steel) g/1 piece | Adapter Steel | Adapter Stainless Steel | PN (bar) | |
|----------------------|----------------------|---------|---------|---------|----------|--------------------------------|------------------|----------------------------|----------|-----|
| | | | | | | | | | S | SS |
| 1/4 | 1/4 | 5 | 19 | 37 | 28 | 47 | 4F3P4S | 4F3MP4SS | 315 | 315 |
| 3/8 | 3/8 | 7 | 22 | 38 | 30 | 67 | 6F3P4S | 6F3MP4SS | 315 | 315 |
| 1/2 | 1/2 | 11 | 27 | 46 | 35 | 109 | 8F3P4S | 8F3MP4SS | 200 | 200 |
| 3/4 | 3/4 | 16 | 37 | 52 | 40 | 195 | 12F3P4S | 12F3MP4SS | 160 | 160 |
| 1 | 1 | 21 | 41 | 58 | 44 | 292 | 16F3P4S | 16F3MP4SS | 120 | 120 |

C3P4 Male 90° elbow

JIS BSPP 60° cone end (JIS B8363) / Male BSPT thread (ISO 7)



| Thread BSPP T4 | Thread BSPT T3 | D mm | L1 mm | L3 mm | XX mm | Y mm | Weight (steel) g/1 piece | Adapter Steel | PN (bar) |
|----------------------|----------------------|---------|----------|----------|----------|---------|--------------------------------|------------------|-------------|
| | | | | | | | | | |
| 3/8 | 3/8 | 7 | 30 | 29 | 23 | 19 | 97 | 6C3P4S | 315 |
| 1/2 | 1/2 | 11 | 36 | 33 | 26 | 22 | 147 | 8C3P4S | 200 |
| 3/4 | 3/4 | 16 | 43 | 40 | 29 | 27 | 206 | 12C3P4S | 160 |
| 1 | 1 | 21 | 50 | 44 | 37 | 33 | 434 | 16C3P4S | 120 |

Order codes shown are part of our current manufacturing programme.

Imperial and metric parts may vary in hexagon dimensions.

$$\frac{\text{PN (bar)}}{10} = \text{PN (MPa)}$$

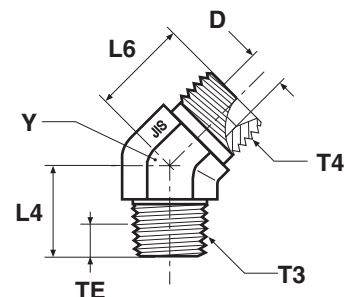
Pressure ratings – PN shown, apply to Steel and Stainless Steel versions of the product.



Hydraulic & Offshore Supplies

V3P4 Male 45° elbow

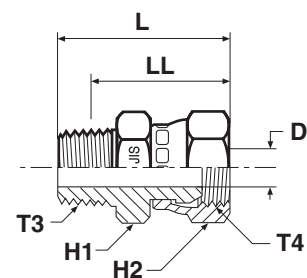
JIS BSPB 60° Cone end (JIS B8363) / Male BSPT thread (ISO 7)



| Thread BSPP T4 | Thread BSPT T3 | D mm | L4 mm | L6 mm | TE mm | Y mm | Weight (steel) g/1 piece | Adapter Steel | PN (bar) |
|----------------|----------------|------|-------|-------|-------|------|--------------------------|----------------|----------|
| 1/4 | 1/4 | 5 | 19 | 21 | 8 | 14 | 36 | 4V3P4S | 350 |
| 3/8 | 3/8 | 7 | 22 | 23 | 8 | 19 | 65 | 6V3P4S | 350 |
| 1/2 | 1/2 | 11 | 27 | 27 | 11 | 22 | 122 | 8V3P4S | 200 |
| 3/4 | 3/4 | 16 | 30 | 30 | 12 | 27 | 159 | 12V3P4S | 200 |
| 1 | 1 | 21 | 35 | 33 | 14 | 33 | 412 | 16V3P4S | 120 |

F63MP4 Swivel male stud

JIS BSPB 60° Cone swivel female end (JIS B8363) / Male BSPT thread (ISO 7)



| Thread BSPT T3 | Thread BSPP T4 | D mm | H1 mm | H2 mm | L mm | LL mm | Weight (steel) g/1 piece | Adapter Steel | Adapter Stainless Steel | PN (bar) | |
|----------------|----------------|------|-------|-------|------|-------|--------------------------|-----------------|-------------------------|----------|-----|
| | | | | | | | | | | S | SS |
| 1/4 | 1/4 | 5 | 19 | 19 | 33 | 24 | 41 | 4F63P4S | 4F63MP4SS | 315 | 315 |
| 3/8 | 3/8 | 7 | 22 | 22 | 37 | 28 | 70 | 6F63P4S | 6F63MP4SS | 315 | 315 |
| 1/2 | 1/2 | 11 | 27 | 27 | 42 | 31 | 122 | 8F63P4S | 8F63MP4SS | 200 | 200 |
| 3/4 | 3/4 | 16 | 37 | 37 | 47 | 35 | 254 | 12F63P4S | 12F63MP4SS | 160 | 160 |
| 1 | 1 | 21 | 41 | 41 | 52 | 38 | 367 | 16F63P4S | 16F63MP4SS | 120 | 120 |

Order codes shown are part of our current manufacturing programme.

Imperial and metric parts may vary in hexagon dimensions.

$$\frac{\text{PN (bar)}}{10} = \text{PN (MPa)}$$

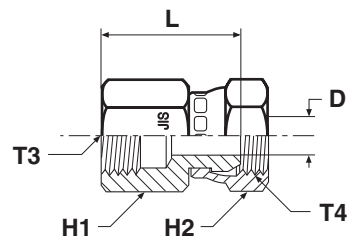
Pressure ratings – PN shown, apply to Steel and Stainless Steel versions of the product.



Hydraulic & Offshore Supplies

G63P4 Female swivel connector

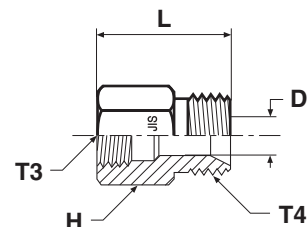
JIS BSPP 30° Flare swivel female end (JIS B8363) / Female BSPT thread (ISO 7)



| Thread BSPT T3 | Thread BSPP T4 | D mm | H1 mm | H2 mm | L mm | Weight (steel) g/1 piece | Adapter Steel | PN (bar) |
|----------------|----------------|------|-------|-------|------|--------------------------|-----------------|----------|
| 1/4 | 1/4 | 5 | 19 | 19 | 30 | 36 | 4G63P4S | 315 |
| 3/8 | 3/8 | 7 | 22 | 22 | 33 | 49 | 6G63P4S | 315 |
| 1/2 | 1/2 | 11 | 27 | 27 | 36 | 73 | 8G63P4S | 200 |
| 3/4 | 3/4 | 16 | 37 | 37 | 38 | 163 | 12G63P4S | 160 |
| 1 | 1 | 21 | 41 | 41 | 46 | 195 | 16G63P4S | 120 |

G3P4 Female stud connector

JIS BSPP 30° Flare end (JIS B8363) / Female BSPT thread (ISO 7)



| Thread BSPT T3 | Thread BSPP T4 | D mm | H mm | L mm | Weight (steel) g/1 piece | Adapter Steel | PN (bar) |
|----------------|----------------|------|------|------|--------------------------|----------------|----------|
| 1/4 | 1/4 | 5 | 19 | 31 | 40 | 4G3P4S | 315 |
| 3/8 | 3/8 | 7 | 22 | 34 | 55 | 6G3P4S | 315 |
| 1/2 | 1/2 | 11 | 27 | 40 | 141 | 8G3P4S | 200 |
| 3/4 | 3/4 | 16 | 37 | 44 | 159 | 12G3P4S | 160 |
| 1 | 1 | 21 | 41 | 49 | 225 | 16G3P4S | 120 |

Order codes shown are part of our current manufacturing programme.

Imperial and metric parts may vary in hexagon dimensions.

$$\frac{\text{PN (bar)}}{10} = \text{PN (MPa)}$$

Pressure ratings – PN shown, apply to the Steel version of the product.



Hydraulic & Offshore Supplies

Spare parts guide – Triple-Lok® retaining rings and seals

BSPB Male threads – ISO 1179

| BSPB Thread | ED Seal Order code | | O-ring Order code* | | O-Ring ID × section (mm) | Retainer ring Order code Steel | Retainer ring Order code Stainless Steel |
|----------------|--------------------|--------------|--------------------|--------------|--------------------------------|--------------------------------------|--|
| | NBR | FKM | NBR | FKM | | | |
| 1/8 | ED10X1X | ED10X1VITX | 6-002-N552-9 | 6-002-V894-9 | 8.00 × 2.00 | 8207-1/8 | 8207SS1/8 |
| 1/4 | ED12X1.5X | ED12X1.5VITX | 2-111-N552-9 | 2-111-V894-9 | 10.77 × 2.62 | 8207-1/4 | 8207SS1/4A |
| 3/8 | ED3/8X | ED3/8VITX | 2-113-N552-9 | 2-113-V894-9 | 13.94 × 2.62 | 8207-3/8 | 8207SS3/8A |
| 1/2 | ED1/2X | ED1/2VITX | 5-256-N552-9 | 5-256-V894-9 | 17.96 × 2.62 | 8207-1/2 | 8207SS1/2 |
| 3/4 | ED26X1.5X | ED26X1.5VITX | 2-119-N552-9 | 2-119-V894-9 | 23.47 × 2.62 | 8207-3/4 | 8207SS3/4 |
| 1 | ED33X2X | ED33X2VITX | 2-217-N552-9 | 2-217-V894-9 | 29.74 × 3.53 | 8207-1 | 8207SS1A |
| 1 1/4 | ED42X2X | ED42X2VITX | 2-222-N552-9 | 2-222-V894-9 | 37.69 × 3.53 | 8207-1-1/4 | 8207SS1 1/4 |
| 1 1/2 | ED48X2X | ED48X2VITX | 2-224-N552-9 | 2-224-V894-9 | 44.04 × 3.53 | 8207-1-1/2 | 8207SS1 1/2 |

Typical fittings using these parts: PTR44M / RI-ED / F4OHG5 etc.

* Must be used with correct retainer ring

Metric male threads – ISO 9974

| Metric Thread | ED Seal Order code | | O-ring Order code* | | O-Ring ID × section (mm) | Retainer ring Order code Steel | Retainer ring Order code Stainless Steel |
|------------------|--------------------|--------------|--------------------|--------------|--------------------------------|--------------------------------------|--|
| | NBR | FKM | NBR | FKM | | | |
| M10 × 1 | ED10X1X | ED10X1VITX | 6-074-N552-9 | 6-074-V894-9 | 8.00 × 1.50 | M10RR | RRM10X1SS |
| M12 × 1.5 | ED12X1.5X | ED12X1.5VITX | 2-012-N552-9 | 2-012-V894-9 | 9.25 × 1.78 | M12RR | RRM12X1.5SS |
| M14 × 1.5 | ED14X1.5X | ED14X1.5VITX | 2-013-N552-9 | 2-013-V894-9 | 10.82 × 1.78 | M14RR | RRM14X1.5SS |
| M16 × 1.5 | ED16X1.5X | ED16X1.5VITX | 3-907-N552-9 | 3-907-V894-9 | 13.46 × 2.08 | M16RR | RRM16X1.5SS |
| M18 × 1.5 | ED18X1.5X | ED18X1.5VITX | 2-114-N552-9 | 2-114-V894-9 | 15.54 × 2.62 | M18RR | RRM18X1.5SS |
| M22 × 2 | ED22X1.5X | ED22X1.5VITX | 2-018-N552-9 | 2-018-V894-9 | 18.77 × 1.78 | M22RR | RRM22X1.5SS |
| M27 × 2 | ED26X1.5X** | ED26X1.5VITX | 2-119-N552-9 | 2-119-V894-9 | 23.47 × 2.62 | M27RR | RRM27X2SS |
| M33 × 2 | ED33X2X | ED33X2VITX | 2-122-N552-9 | 2-122-V894-9 | 28.24 × 2.62 | M33RR | RRM33X2SS |
| M42 × 2 | ED42X2X | ED42X2VITX | 2-128-N552-9 | 2-128-V894-9 | 37.77 × 2.62 | M42RR | RRM42X2SS |
| M48 × 2 | ED48X2X | ED48X2VITX | 2-132-N552-9 | 2-132-V894-9 | 44.12 × 2.62 | M48RR | RRM48X2SS |

Typical fittings using these parts: F8OHG5 / VST1 MED etc..

* Must be used with correct retainer ring

** Same seal used for M26X1.5 and M27X2 Threads

UN / UNF male threads – ISO 11926

| UN / UNF Thread | Dash size | O-ring Order code* | | O-Ring ID × section (mm) |
|--------------------|--------------|--------------------|--------------|--------------------------------|
| | | NBR | FKM | |
| 5/16-24 | 2 | 3-902-N552-9 | 3-902-V894-9 | 6.07 × 1.63 |
| 3/8-24 | 3 | 3-903-N552-9 | 3-903-V894-9 | 7.65 × 1.63 |
| 7/16-20 | 4 | 3-904-N552-9 | 3-904-V894-9 | 8.92 × 1.83 |
| 1/2-20 | 5 | 3-905-N552-9 | 3-905-V894-9 | 10.52 × 1.83 |
| 9/16-18 | 6 | 3-906-N552-9 | 3-906-V894-9 | 11.89 × 1.98 |
| 3/4-16 | 8 | 3-908-N552-9 | 3-908-V894-9 | 16.36 × 2.21 |
| 7/8-14 | 10 | 3-910-N552-9 | 3-910-V894-9 | 19.18 × 2.46 |
| 1 1/16-12 | 12 | 3-912-N552-9 | 3-912-V894-9 | 23.47 × 2.95 |
| 1 3/16-12 | 14 | 3-914-N552-9 | 3-914-V894-9 | 26.59 × 2.95 |
| 1 5/16-12 | 16 | 3-916-N552-9 | 3-916-V894-9 | 29.74 × 2.95 |
| 1 5/8-12 | 20 | 3-920-N552-9 | 3-920-V894-9 | 37.47 × 3.00 |
| 1 7/8-12 | 24 | 3-924-N552-9 | 3-924-V894-9 | 43.69 × 3.00 |
| 2 1/2-12 | 32 | 3-932-N552-9 | 3-932-V894-9 | 59.36 × 3.00 |

Typical fittings using these parts: F5OG / P5ON / F5OHAO etc..

Other seal compounds available on request for alternative applications

Metric male threads – ISO 6149

| Metric Thread | O-ring Order code* | | O-Ring ID × section (mm) |
|------------------|--------------------|--------------|--------------------------------|
| | NBR | FKM | |
| M10 × 1 | 6-345-N552-9 | 6-345-V894-9 | 8.20 × 1.50 |
| M12 × 1.5 | 6-346-N552-9 | 6-346-V894-9 | 9.40 × 2.10 |
| M14 × 1.5 | 6-347-N552-9 | 6-347-V894-9 | 11.40 × 2.10 |
| M16 × 1.5 | 6-348-N552-9 | 6-348-V894-9 | 13.40 × 2.10 |
| M18 × 1.5 | 6-349-N552-9 | 6-349-V894-9 | 15.40 × 2.10 |
| M22 × 1.5 | 6-350-N552-9 | 6-350-V894-9 | 19.40 × 2.10 |
| M27 × 2 | 6-351-N552-9 | 6-351-V894-9 | 23.70 × 2.80 |
| M33 × 2 | 6-352-N552-9 | 6-352-V894-9 | 29.70 × 2.80 |
| M42 × 2 | 6-353-N552-9 | 6-353-V894-9 | 38.70 × 2.80 |
| M48 × 2 | 6-354-N552-9 | 6-354-V894-9 | 46.70 × 2.80 |

Typical fittings using these parts: VSTI-OR etc.



Hydraulic & Offshore Supplies